

Schach

Taktikaufgaben

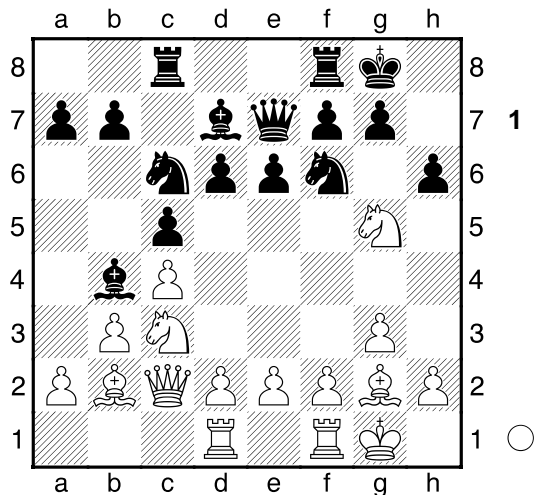
Version 2.7

Aufgaben 001 bis 1500
vom 05.11.2011

Anmerkung: Ihr findet ausgewählte Diagramme als Taktikaufgaben. Neben den Diagrammen findet ihr einen weißen oder schwarzen Punkt, je nachdem wer als nächster am Zug ist. Es ist der entscheidende oder gewinnbringende Zug bzw. Zugfolge anzugeben.

1


□ Player A
■ Player B
[Fritz 12 (5s)]



1-0

2

□ Player A
■ Player B
Rom
[Fritz 12 (5s)]




0-1

3

□ Player A
■ Player B
Hastings
[Fritz 12 (5s)]

1962



0-1


4

□ Player A
■ Player B
Santander
[Fritz 12 (5s)]

1945

(Diagramm 4)

1-0



5

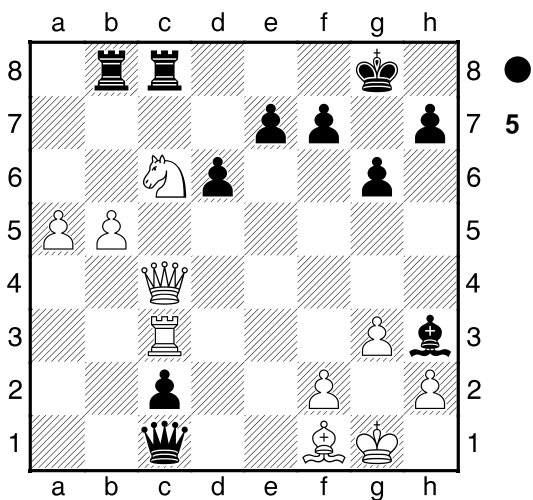
□ Player A

■ Player B

Lwow

[Fritz 12 (5s)]

1990



0-1

6

□ Player A

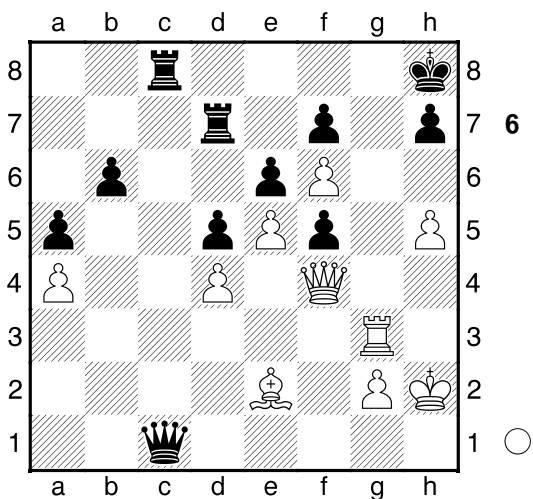
■ Player B

Ungarn

[Fritz 12 (5s)]

1975

(Diagramm 6)



1-0

7


□ Player A

■ Player B

Kopenhagen

[Fritz 12 (5s)]

1989



1-0

8

□ Player A


■ Player B

Narva

[Fritz 12 (5s)]

1984

(Diagramm 8)



1-0

9


□ Player A

■ Player B

Moskau

1942

[Fritz 12 (5s)]



1-0

10

□ Player A

■ Player B

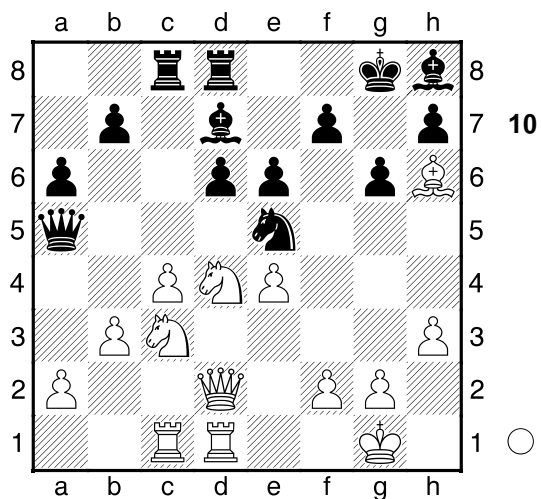
Lwow

1951

[Fritz 12 (5s)]

(Diagramm 10)

1-0



11


□ Player A

■ Player B

Buetzow

1969

[Fritz 12 (5s)]



1-0

12

□ Player A

■ Player B

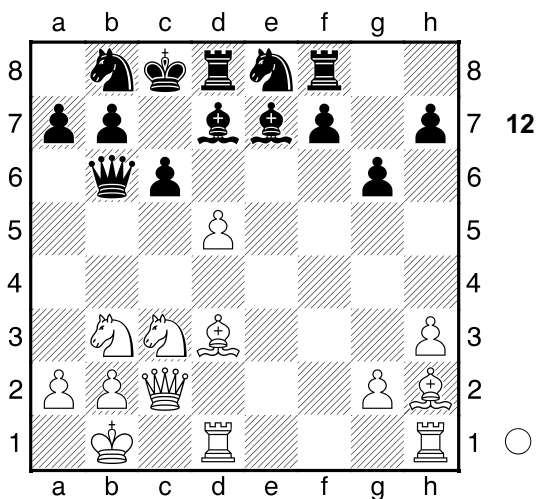
Goeteborg

1955

[Fritz 12 (5s)]


(Diagramm 12)

1-0



13
 □ Player A
 ■ Player B
 Polen
 [Fritz 12 (5s)]

1993




0-1

14
 □ Player A
 ■ Player B
 Basel
 [Fritz 12 (5s)]

1959


(Diagramm 14)

1-0



15
 □ Player A
 ■ Player B
 Riga
 [Fritz 12 (5s)]

1974




1-0

16
 □ Player A
 ■ Player B
 Odessa
 [Fritz 12 (5s)]

1983

(Diagramm 16)

0-1



17


□ Player A

■ Player B

Nivi Sad

1990

[Fritz 12 (5s)]



0-1

18

□ Player A


■ Player B

London

1990

[Fritz 12 (5s)]

(Diagramm 18)



1-0

19


□ Player A

■ Player B

Szombathely

1966

[Fritz 12 (5s)]



0-1

20

□ Player A


■ Player B

Novi Sad

1990

[Fritz 12 (5s)]

(Diagramm 20)



1-0

21


□ **Player A**

■ **Player B**

Rio de Janeiro

1990

[Fritz 12 (5s)]



0-1

22

□ **Player A**

■ **Player B**


Amsterdam

1935

[Fritz 12 (5s)]

(Diagramm 22)

1-0



23


□ **Player A**

■ **Player B**

Gorzow

1990

[Fritz 12 (5s)]



1-0

24

□ **Player A**

■ **Player B**


Los Angeles

1983

[Fritz 12 (5s)]

(Diagramm 24)

0-1



25


□ Player A

■ Player B

Dortmund

1991

[Fritz 12 (5s)]



0-1

26

□ Player A

■ Player B

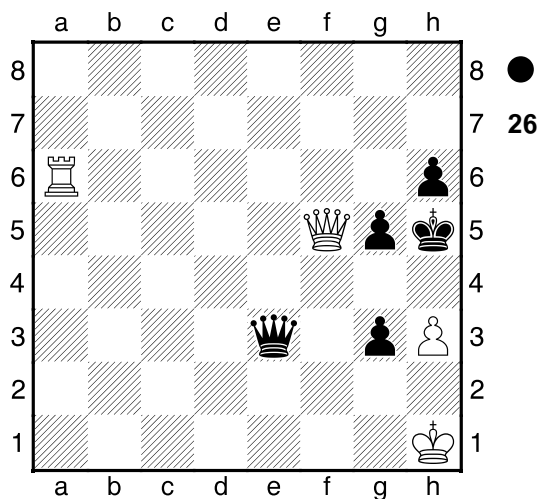
Sunderland

1966

[Fritz 12 (5s)]

(Diagramm 26)

1/2-1/2



27


□ Player A

■ Player B

Saratow

1988

[Fritz 12 (5s)]



1-0

28

□ Player A

■ Player B

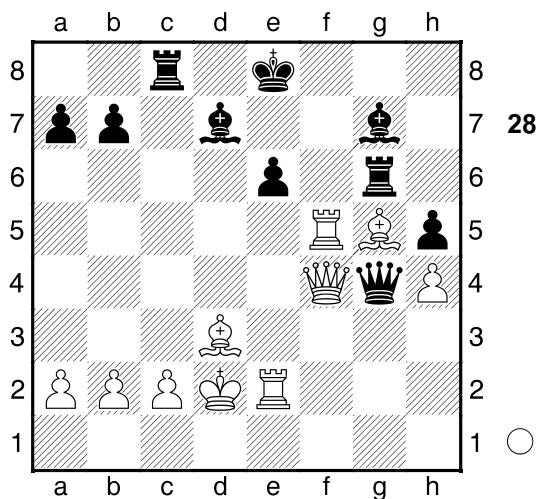
Warschau

1992

[Fritz 12 (5s)]

(Diagramm 28)

1-0



29

□ Player A

■ Player B

Biel

[Fritz 12 (5s)]

1991

31


□ Player A

■ Player B

Karl-Marx-Stadt

[Fritz 12 (5s)]

1988



1-0

30

□ Player A

■ Player B

Bern

[Fritz 12 (5s)]

1993

32

□ Player A

■ Player B

Eksjoe

[Fritz 12 (5s)]



1991

(Diagramm 30)

(Diagramm 32)

0-1

1-0



33


□ Player A

■ Player B

Amsterdam

[Fritz 12 (5s)]

1990



0-1

34

□ Player A

■ Player B


Moskau

[Fritz 12 (5s)]

1992

(Diagramm 34)

0-1




35

□ Player A

■ Player B

[Fritz 12 (5s)]



1-0

36


□ Player A

■ Player B

Moskau

[Fritz 12 (5s)]

1937



0-1

37


□ Player A

■ Player B

Polen

1993

[Fritz 12 (5s)]



0-1

38

□ Player A


■ Player B

Saratow

1990

[Fritz 12 (5s)]

(Diagramm 38)



0-1

39


□ Player A

■ Player B

Schwerin

1989

[Fritz 12 (5s)]



1-0

40

□ Player A


■ Player B

Podolsk

1990

[Fritz 12 (5s)]

(Diagramm 40)



1-0

41


□ Player A

■ Player B

Bruessel

1987

[Fritz 12 (5s)]



1-0

42

□ Player A

■ Player B


Fernpartie

1988

[Fritz 12 (5s)]

(Diagramm 42)

0-1



43


□ Player A

■ Player B

Lienz

1989

[Fritz 12 (5s)]



0-1

44

□ Player A

■ Player B


Berlin

1991

[Fritz 12 (5s)]

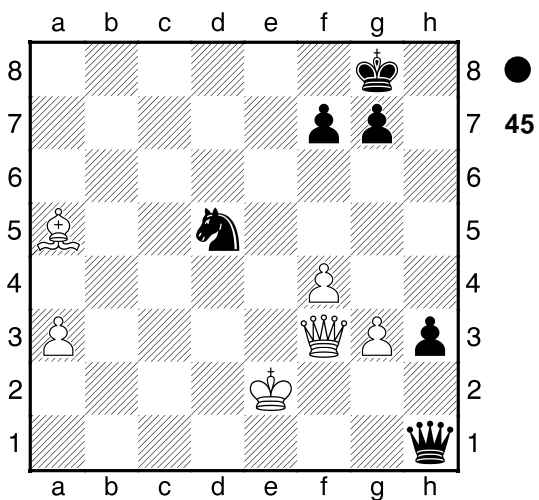
(Diagramm 44)

1-0



45
 □ Player A
 ■ Player B
 Mallorca
 [Fritz 12 (5s)]

1979




0-1

46
 □ Player A
 ■ Player B
 Thalheim
 [Fritz 12 (5s)]

1990


(Diagramm 46)



0-1

47
 □ Player A
 ■ Player B
 Schweiz
 [Fritz 12 (5s)]

1991




0-1

48
 □ Player A
 ■ Player B
 Jugoslawien
 [Fritz 12 (5s)]

1990


(Diagramm 48)



1-0

49
 □ Player A
 ■ Player B
 Fernpartie
 [Fritz 12 (5s)]

1989




1-0

50
 □ Player A
 ■ Player B
 Buenos Aires
 [Fritz 12 (5s)]

1980


(Diagramm 50)

1-0



51
 □ Player A
 ■ Player B
 Nowosibirsk
 [Fritz 12 (5s)]

1989




1-0

52
 □ Player A
 ■ Player B
 Sundby
 [Fritz 12 (5s)]

1991

(Diagramm 52)

0-1



53


□ Player A

■ Player B

Budapest

[Fritz 12 (5s)]

1991



1-0

54

□ Player A

■ Player B


Genf

[Fritz 12 (5s)]

1989

(Diagramm 54)

1-0




55

□ Player A

■ Player B

[Fritz 12 (5s)]



1-0

56

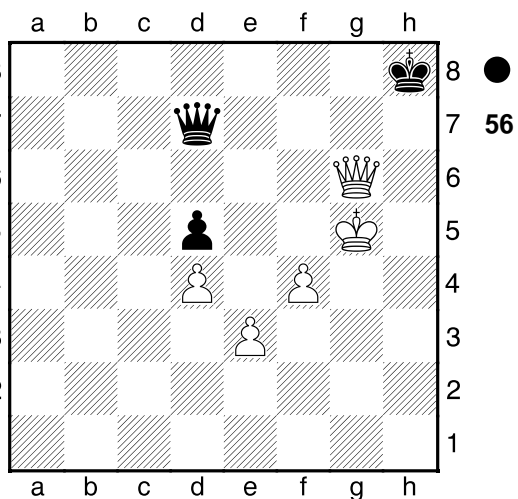
□ Player A

■ Player B

Malaga

[Fritz 12 (5s)]

1964



1/2-1/2

57


□ Player A

■ Player B

Flechtingen

[Fritz 12 (5s)]

1995



1/2-1/2

58

□ Player A

■ Player B


Biel

[Fritz 12 (5s)]

1977

(Diagramm 58)

1-0



59


□ Player A

■ Player B

Lodz

[Fritz 12 (5s)]

1927



1-0

60

□ Player A

■ Player B


Frankreich

[Fritz 12 (5s)]

1991

(Diagramm 60)

1-0



61


□ Player A

■ Player B

Groningen

[Fritz 12 (5s)]

1991



1-0

62

□ Player A


■ Player B

Petersburg

[Fritz 12 (5s)]

1875

(Diagramm 62)



1-0

63


□ Player A

■ Player B

Riga

[Fritz 12 (5s)]

1953



1/2-1/2

64

□ Player A


■ Player B

Prag

[Fritz 12 (5s)]

1992

(Diagramm 64)



1-0

65


□ Player A

■ Player B

Lyngby

1990

[Fritz 12 (5s)]



1/2-1/2

66

□ Player A

■ Player B


Moskau

1975

[Fritz 12 (5s)]

(Diagramm 66)

1-0



67


□ Player A

■ Player B

Buenos Aires

1944

[Fritz 12 (5s)]



1-0

68

□ Player A

■ Player B


Saratow

1990

[Fritz 12 (5s)]

(Diagramm 68)

0-1



69


□ Player A

■ Player B

Prag

[Fritz 12 (5s)]

1943



1-0

70

□ Player A

■ Player B

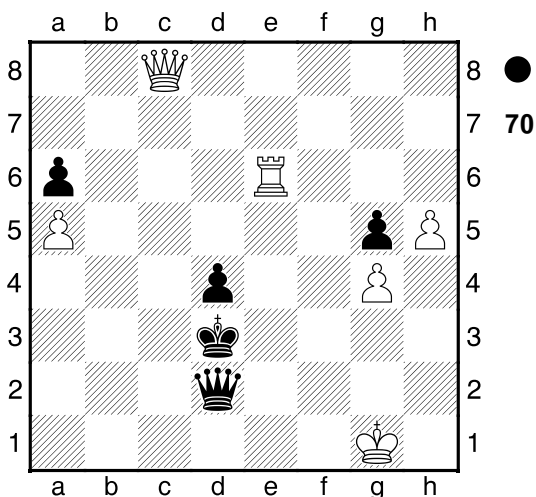
Moskau

[Fritz 12 (5s)]

1961

(Diagramm 70)

1/2-1/2



71


□ Player A

■ Player B

Malaga

[Fritz 12 (5s)]

1965



1-0

72

□ Player A

■ Player B


Saratow

[Fritz 12 (5s)]

1990

(Diagramm 72)

1-0



73


□ Player A

■ Player B

Las Palmas

[Fritz 12 (5s)]

1971



0-1

74

□ Player A

■ Player B


Australien

[Fritz 12 (5s)]

1989

(Diagramm 74)

1-0



75


□ Player A

■ Player B

Niederlande

[Fritz 12 (5s)]

1976



1-0

76

□ Player A

■ Player B


Asow

[Fritz 12 (5s)]

1990

(Diagramm 76)

1-0



77


□ Player A

■ Player B

Rotterdam

1990

[Fritz 12 (5s)]



1-0

78

□ Player A

■ Player B


Bruessel

1990

[Fritz 12 (5s)]

(Diagramm 78)

0-1



79


□ Player A

■ Player B

Moskau

1990

[Fritz 12 (5s)]



1-0

80

□ Player A

■ Player B


Oesterreich

1990

[Fritz 12 (5s)]

(Diagramm 80)

1-0



81

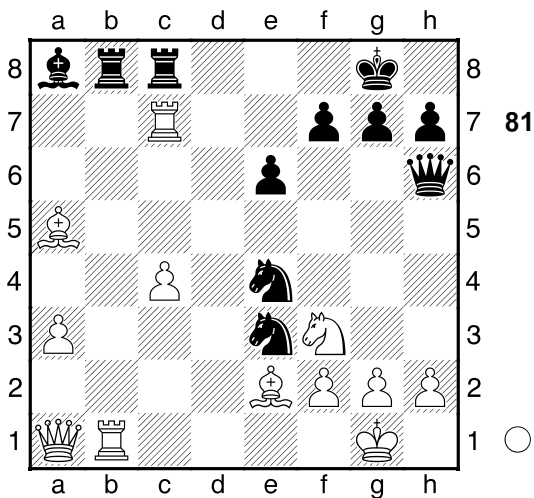
□ **Player A**

■ **Player B**

Ungarn

1990

[Fritz 12 (5s)]



1-0

82

□ **Player A**

■ **Player B**


New York

1892

[Fritz 12 (5s)]

(Diagramm 82)

1-0



83


□ **Player A**

■ **Player B**

Montreal

1892

[Fritz 12 (5s)]



1-0

84

□ **Player A**

■ **Player B**


Berlin

1990

[Fritz 12 (5s)]

(Diagramm 84)

1-0



85


□ Player A

■ Player B

Riga

[Fritz 12 (5s)]

1990



0-1

86

□ Player A


■ Player B

Moskau

[Fritz 12 (5s)]

1990

(Diagramm 86)



1-0

87


□ Player A

■ Player B

Moskau

[Fritz 12 (5s)]

1990



1-0

88

□ Player A


■ Player B

Helsinki

[Fritz 12 (5s)]

1990

(Diagramm 88)



0-1

89


□ Player A

■ Player B

Cotswold

1989

[Fritz 12 (5s)]



0-1

90

□ Player A

■ Player B


Haifa

1989

[Fritz 12 (5s)]

(Diagramm 90)

1-0



91


□ Player A

■ Player B

Daenemark

1990

[Fritz 12 (5s)]



1-0

92

□ Player A

■ Player B


UdSSR

1988

[Fritz 12 (5s)]

(Diagramm 92)

1-0



93


□ Player A

■ Player B

Helsinki

1991

[Fritz 12 (5s)]



1-0

94

□ Player A


■ Player B

Malmoe

1989

[Fritz 12 (5s)]

(Diagramm 94)



1-0

95


□ Player A

■ Player B

Vejle

1989

[Fritz 12 (5s)]



1-0

96

□ Player A


■ Player B

Zuerich

1960

[Fritz 12 (5s)]


(Diagramm 96)



0-1

97
 □ Player A
 ■ Player B
 CSSR
 [Fritz 12 (5s)]

1981



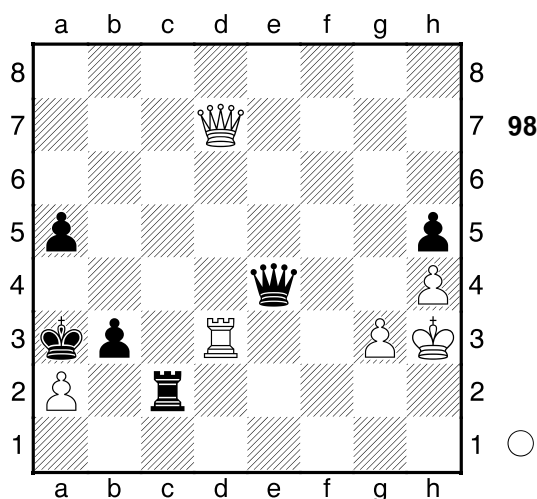
1-0

98
 □ Player A
 ■ Player B
 Prag
 [Fritz 12 (5s)]

1980


(Diagramm 98)

1/2-1/2



99
 □ Player A
 ■ Player B
 Bulgarien
 [Fritz 12 (5s)]

1981




1-0

100
 □ Player A
 ■ Player B
 UdSSR
 [Fritz 12 (5s)]

1975

(Diagramm 100)

1-0



101


□ Player A

■ Player B

Belgien

[Fritz 12 (5s)]

1975



1-0

102

□ Player A


■ Player B

Lone Pine

[Fritz 12 (5s)]

1975

(Diagramm 102)



1-0

103


□ Player A

■ Player B

Griechenland

[Fritz 12 (5s)]

1980



0-1

104

□ Player A


■ Player B

Las Palmas

[Fritz 12 (5s)]

1979

(Diagramm 104)



1-0

105


□ Player A

■ Player B

Stockholm

[Fritz 12 (5s)]

1977



1-0

106

□ Player A

■ Player B


Le Havre

[Fritz 12 (5s)]

1977

(Diagramm 106)

0-1



107


□ Player A

■ Player B

Malmoe

[Fritz 12 (5s)]

1988



0-1

108

□ Player A

■ Player B


Tiblissi

[Fritz 12 (5s)]

1989

(Diagramm 108)

1-0



109


□ Player A

■ Player B

Val Thorens

[Fritz 12 (5s)]

1983



1-0

110

□ Player A


■ Player B

Budapest

[Fritz 12 (5s)]

1983

(Diagramm 110)



1-0

111


□ Player A

■ Player B

Fonyod

[Fritz 12 (5s)]

1983



0-1

112

□ Player A


■ Player B

Moskau

[Fritz 12 (5s)]

1983

(Diagramm 112)



1-0

113


□ Player A

■ Player B

BRD

[Fritz 12 (5s)]

1983



1/2-1/2

114

□ Player A

■ Player B


UdSSR

[Fritz 12 (5s)]

1982

(Diagramm 114)

1-0



115


□ Player A

■ Player B

Sitges

[Fritz 12 (5s)]

1981



1-0

116

□ Player A

■ Player B


UdSSR

[Fritz 12 (5s)]

1981


(Diagramm 116)

1-0



117


□ Player A
 ■ Player B
 [Fritz 12 (5s)]



1-0

118

□ Player A
 ■ Player B
 Dresden
 [Fritz 12 (5s)]




1-0

1903

119

□ Player A
 ■ Player B
 Leningrad
 [Fritz 12 (5s)]

1957



1-0


120

□ Player A
 ■ Player B
 Moskau
 [Fritz 12 (5s)]

1931

(Diagramm 120)

1-0



121


□ Player A

■ Player B

Wien

1904

[Fritz 12 (5s)]




0-1

122

□ Player A

■ Player B

[Fritz 12 (5s)]



1-0

123


□ Player A

■ Player B

Krakau

1942

[Fritz 12 (5s)]



1-0

124

□ Player A

■ Player B

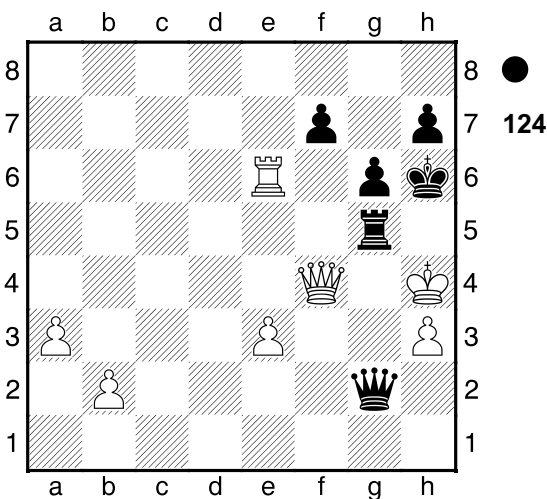
Bern

1932

[Fritz 12 (5s)]

(Diagramm 124)

0-1



125


□ Player A

■ Player B

Odessa

1918

[Fritz 12 (5s)]



1-0

126

□ Player A


■ Player B

Moskau

1918

[Fritz 12 (5s)]

(Diagramm 126)



1-0

127


□ Player A

■ Player B

Riga

1935

[Fritz 12 (5s)]



1-0

128

□ Player A


■ Player B

Bern

1993

[Fritz 12 (5s)]

(Diagramm 128)



1-0

129


□ Player A

■ Player B

Indien

[Fritz 12 (5s)]

1988



1-0

130

□ Player A


■ Player B

Kermeri

[Fritz 12 (5s)]

1937

(Diagramm 130)



1-0

131


□ Player A

■ Player B

Manchester

[Fritz 12 (5s)]

1929



1-0

132

□ Player A


■ Player B

Moskau

[Fritz 12 (5s)]

1964

(Diagramm 132)



1-0

133


□ **Player A**

■ **Player B**

Manila

1976

[Fritz 12 (5s)]



1-0

134

□ **Player A**

■ **Player B**


UdSSR

1961

[Fritz 12 (5s)]

(Diagramm 134)

0-1



135


□ **Player A**

■ **Player B**

Tallin

1971

[Fritz 12 (5s)]



0-1

136

□ **Player A**

■ **Player B**


Gyoer

1954

[Fritz 12 (5s)]

(Diagramm 136)

1-0



137


□ Player A

■ Player B

Cadiz

1990

[Fritz 12 (5s)]



1-0

138

□ Player A

■ Player B


Moskau

1945

[Fritz 12 (5s)]

(Diagramm 138)

0-1



139


□ Player A

■ Player B

Slupsk

1978

[Fritz 12 (5s)]



1-0

140

□ Player A

■ Player B

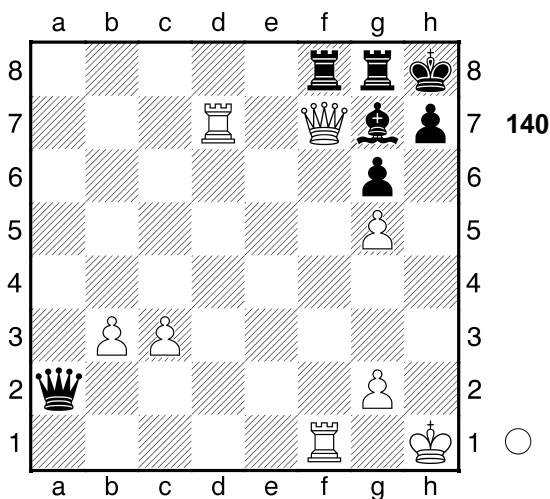
Timisoara

1956

[Fritz 12 (5s)]

(Diagramm 140)

1/2-1/2



141


□ Player A

■ Player B

Wien op

[Fritz 12 (5s)]

1986



1-0

142

□ Player A

■ Player B


Moskau

[Fritz 12 (5s)]

1958

(Diagramm 142)

0-1



143


□ Player A

■ Player B

Kuba

[Fritz 12 (5s)]

1976



0-1

144

□ Player A

■ Player B


RSFSR

[Fritz 12 (5s)]

1965

(Diagramm 144)

1-0



145


□ Player A

■ Player B

Novi Sad

1990

[Fritz 12 (5s)]




1-0

146

□ Player A

■ Player B

[Fritz 12 (5s)]



1-0

147


□ Player A

■ Player B

DDR

1983

[Fritz 12 (5s)]



0-1

148

□ Player A

■ Player B

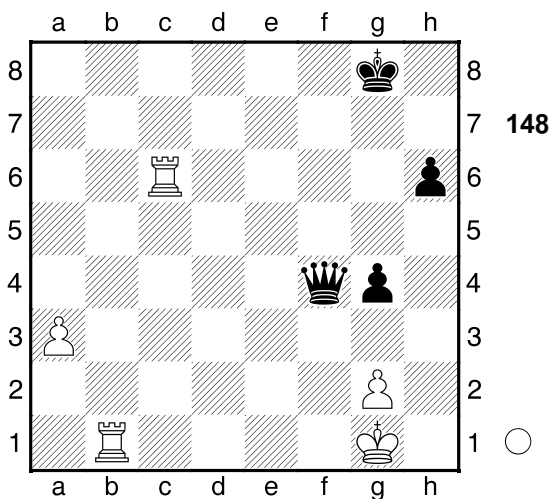
Fernpartie

1990

[Fritz 12 (5s)]

(Diagramm 148)

1-0



149


□ Player A

■ Player B

Fernpartie

[Fritz 12 (5s)]

1966



1-0

150

□ Player A


■ Player B

Holland

[Fritz 12 (5s)]

1992

(Diagramm 150)



1-0

151


□ Player A

■ Player B

Moskau

[Fritz 12 (5s)]

1947



0-1

152

□ Player A

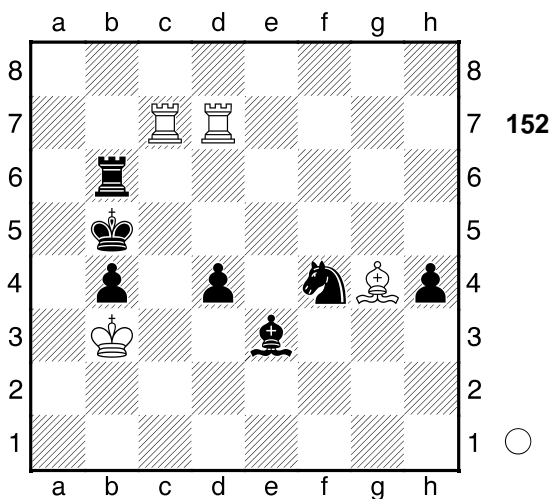
■ Player B

Prag

[Fritz 12 (5s)]

1931

(Diagramm 152)



1-0

153


□ Player A

■ Player B

CSSR

1969

[Fritz 12 (5s)]



1-0

154

□ Player A

■ Player B


UdSSR-Grossbritannien

1946

[Fritz 12 (5s)]

(Diagramm 154)

1-0



155


□ Player A

■ Player B

Groningen

1946

[Fritz 12 (5s)]



1-0

156

□ Player A

■ Player B


Osterreich

1990

[Fritz 12 (5s)]

(Diagramm 156)

1-0



157


□ Player A

■ Player B

Holland

1992

[Fritz 12 (5s)]



1-0

158

□ Player A


■ Player B

Moskau

1961

[Fritz 12 (5s)]

(Diagramm 158)



1-0

159


□ Player A

■ Player B

Kiev

1944

[Fritz 12 (5s)]



1-0

160

□ Player A


■ Player B

Bern

1993

[Fritz 12 (5s)]

(Diagramm 160)



0-1

161


□ Player A

■ Player B

Poznan

1992

[Fritz 12 (5s)]



0-1

162

□ Player A

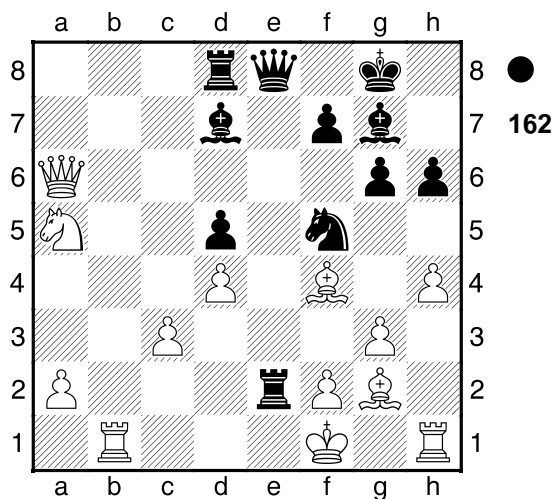
■ Player B

Debrecen

1992

[Fritz 12 (5s)]

(Diagramm 162)



0-1

163


□ Player A

■ Player B

Oschatz

1958

[Fritz 12 (5s)]



1-0

164

□ Player A


■ Player B

Helsinki

1961

[Fritz 12 (5s)]

(Diagramm 164)



1-0

165

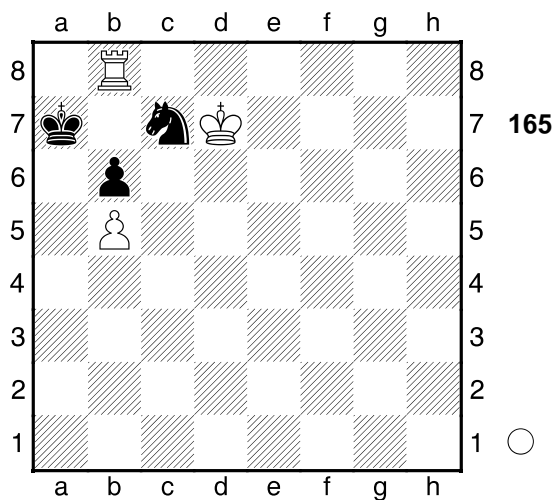
□ Player A

■ Player B

Berlin

[Fritz 12 (5s)]

1914



1-0

166

□ Player A


■ Player B

Paris

[Fritz 12 (5s)]

1938

(Diagramm 166)



1-0

167


□ Player A

■ Player B

New York

[Fritz 12 (5s)]

1918



1-0

168

□ Player A


■ Player B

La Coruna

[Fritz 12 (5s)]

1951

(Diagramm 168)



0-1

169


□ Player A

■ Player B

London

[Fritz 12 (5s)]

1990



1-0

170

□ Player A


■ Player B

Borshomi

[Fritz 12 (5s)]

1984

(Diagramm 170)



1-0

171


□ Player A

■ Player B

Daenemark

[Fritz 12 (5s)]

1992



0-1

172

□ Player A


■ Player B

Val Thorens

[Fritz 12 (5s)]

1977

(Diagramm 172)



1-0

173


□ Player A

■ Player B

Biel

[Fritz 12 (5s)]

1988



0-1

174

□ Player A

■ Player B


Holland

[Fritz 12 (5s)]

1992

(Diagramm 174)

1-0



175


□ Player A

■ Player B

Sevilla

[Fritz 12 (5s)]

1988



1-0

176

□ Player A

■ Player B


Eindhoven

[Fritz 12 (5s)]

1995

(Diagramm 176)

1-0



177


□ Player A

■ Player B

Sarajevo

1969

[Fritz 12 (5s)]



1-0

178

□ Player A

■ Player B


Schweden

1967

[Fritz 12 (5s)]

(Diagramm 178)

0-1



179


□ Player A

■ Player B

Elblag

1993

[Fritz 12 (5s)]



0-1

180

□ Player A

■ Player B


Beverwijk

1962

[Fritz 12 (5s)]

(Diagramm 180)

0-1



181

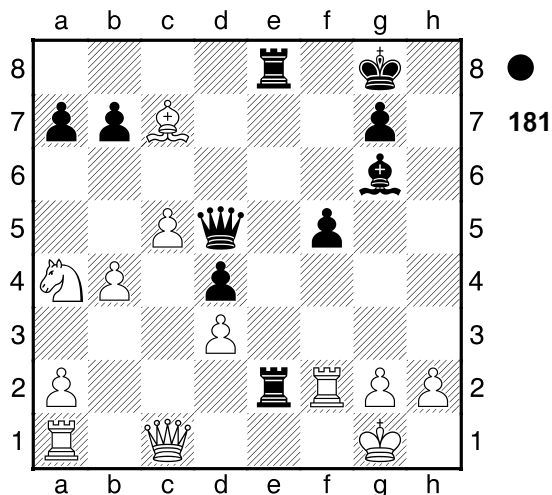
□ Player A

■ Player B

Paris

[Fritz 12 (5s)]

1858



0-1

182

□ Player A

■ Player B


Oslo

[Fritz 12 (5s)]

1993

(Diagramm 182)

1-0



183


□ Player A

■ Player B

Orjol

[Fritz 12 (5s)]

1980



1-0

184

□ Player A

■ Player B


Dublin

[Fritz 12 (5s)]

1957

(Diagramm 184)

1-0



185


□ **Player A**

■ **Player B**

Wien

1907

[Fritz 12 (5s)]



1-0

186

□ **Player A**

■ **Player B**


London

1964

[Fritz 12 (5s)]

(Diagramm 186)

0-1



187


□ **Player A**

■ **Player B**

Vrnjaska Banja

1975

[Fritz 12 (5s)]



1-0

188

□ **Player A**

■ **Player B**


Helsinki

1992

[Fritz 12 (5s)]

(Diagramm 188)

0-1



189


□ Player A

■ Player B

Hastings

[Fritz 12 (5s)]

1931



1-0

190

□ Player A

■ Player B


Berlin

[Fritz 12 (5s)]

1949

(Diagramm 190)

0-1



191


□ Player A

■ Player B

USA

[Fritz 12 (5s)]

1958



1-0

192

□ Player A

■ Player B


Warna

[Fritz 12 (5s)]

1962

(Diagramm 192)

0-1



193


□ Player A

■ Player B

Bratislava

[Fritz 12 (5s)]

1956



1/2-1/2

194

□ Player A

■ Player B


Groningen

[Fritz 12 (5s)]

1991

(Diagramm 194)

1-0



195


□ Player A

■ Player B

Daenemark

[Fritz 12 (5s)]

1990



1-0


196

□ Player A

■ Player B

[Fritz 12 (5s)]


0-1



197

□ **Player A**
 ■ **Player B**
 Mar del Plata
 [Fritz 12 (5s)]

1959



1-0


198

□ **Player A**
 ■ **Player B**
 Katowice
 [Fritz 12 (5s)]

1993

(Diagramm 198)


0-1



199

□ **Player A**
 ■ **Player B**
 Leningrad
 [Fritz 12 (5s)]

1934



1-0


200

□ **Player A**
 ■ **Player B**
 Catanzaro
 [Fritz 12 (5s)]

1979

(Diagramm 200)


1-0



201

□ **Player A**
 ■ **Player B**
 Johannisburg
 [Fritz 12 (5s)]

1962




1/2-1/2

203

□ **Player A**
 ■ **Player B**
 Daenemark
 [Fritz 12 (5s)]

1990



1-0


202

□ **Player A**
 ■ **Player B**
 Baku
 [Fritz 12 (5s)]

1960

(Diagramm 202)

0-1




204

□ **Player A**
 ■ **Player B**
 Klaipeda
 [Fritz 12 (5s)]

1988

(Diagramm 204)

0-1



205


□ **Player A**

■ **Player B**

UdSSR

[Fritz 12 (5s)]

1958



1/2-1/2

207


□ **Player A**

■ **Player B**

Leningrad

[Fritz 12 (5s)]

1934



1/2-1/2

206

□ **Player A**

■ **Player B**


Moskau

[Fritz 12 (5s)]

1963

(Diagramm 206)

1-0



208

□ **Player A**

■ **Player B**

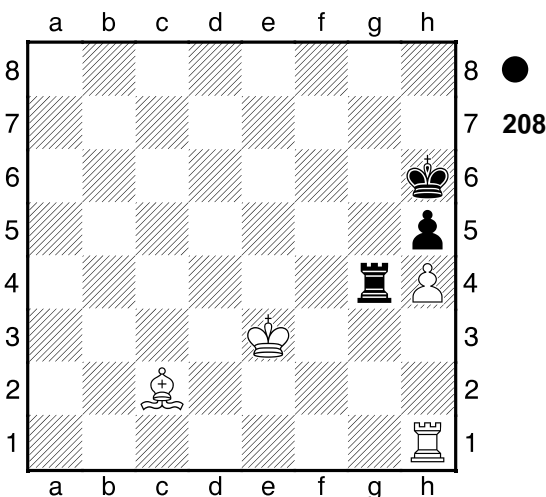
Polen

[Fritz 12 (5s)]

1993

(Diagramm 208)

1/2-1/2



209


□ Player A

■ Player B

Arhus

1990

[Fritz 12 (5s)]



1-0

210

□ Player A


■ Player B

Bad Neuenjahr

1957

[Fritz 12 (5s)]

(Diagramm 210)



1-0

211


□ Player A

■ Player B

Bukarest

1923

[Fritz 12 (5s)]



1-0

212

□ Player A


■ Player B

Daenemark

1962

[Fritz 12 (5s)]

(Diagramm 212)



0-1

213


□ **Player A**

■ **Player B**

England

[Fritz 12 (5s)]

1974



1-0

214

□ **Player A**


■ **Player B**

Helsinki

[Fritz 12 (5s)]

1993

(Diagramm 214)



1-0

215


□ **Player A**

■ **Player B**

Daenemark

[Fritz 12 (5s)]

1991



1-0

216

□ **Player A**


■ **Player B**

Fernpartie

[Fritz 12 (5s)]

1973

(Diagramm 216)



1-0

217


□ Player A

■ Player B

Norwegen

1992

[Fritz 12 (5s)]




0-1

218

□ Player A

■ Player B

[Fritz 12 (5s)]



1-0

219


□ Player A

■ Player B

DDR

1964

[Fritz 12 (5s)]



1-0

220

□ Player A

■ Player B


Brand-Erbisdorf

1990

[Fritz 12 (5s)]

(Diagramm 220)

0-1



221


□ Player A

■ Player B

Belfort

1988

[Fritz 12 (5s)]



0-1

222

□ Player A

■ Player B


Fernpartie

1988

[Fritz 12 (5s)]

(Diagramm 222)

1-0



223


□ Player A

■ Player B

Prag

1993

[Fritz 12 (5s)]




0-1

224

□ Player A

■ Player B

[Fritz 12 (5s)]



1-0

225


□ Player A

■ Player B

Wijk

[Fritz 12 (5s)]

1970



1-0

226

□ Player A


■ Player B

Madrid

[Fritz 12 (5s)]

1973

(Diagramm 226)



1-0

227

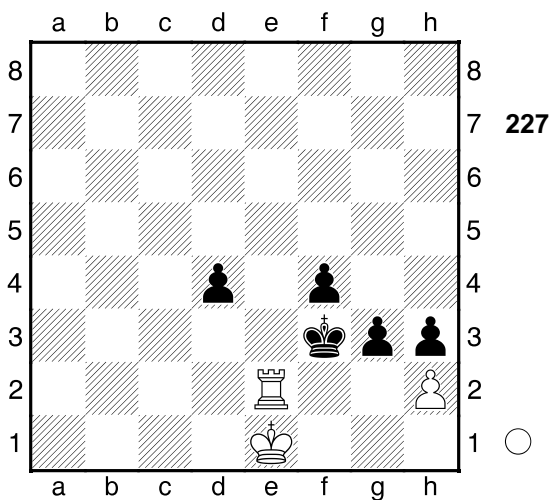
□ Player A

■ Player B

Reykjavik

[Fritz 12 (5s)]

1982



1/2-1/2

228

□ Player A


■ Player B

Kopenhagen

[Fritz 12 (5s)]

1988

(Diagramm 228)



1-0

229


□ Player A

■ Player B

Ungarn

1980

[Fritz 12 (5s)]



0-1

230

□ Player A


■ Player B

Stockholm

1954

[Fritz 12 (5s)]

(Diagramm 230)



0-1

231


□ Player A

■ Player B

Biel

1976

[Fritz 12 (5s)]



0-1

232

□ Player A


■ Player B

Duesseldorf

1965

[Fritz 12 (5s)]

(Diagramm 232)



0-1

233


□ Player A

■ Player B

Fernpartie

[Fritz 12 (5s)]

1947



0-1

234

□ Player A

■ Player B


Aarhus

[Fritz 12 (5s)]

1992

(Diagramm 234)

1-0



235


□ Player A

■ Player B

Jugoslawien

[Fritz 12 (5s)]

1983



1-0

236

□ Player A

■ Player B


Katowice

[Fritz 12 (5s)]

1990

(Diagramm 236)

1-0



237


□ **Player A**

■ **Player B**

Kopenhagen

[Fritz 12 (5s)]

1991



1-0

238

□ **Player A**

■ **Player B**


Fernpartie

[Fritz 12 (5s)]

1991

(Diagramm 238)

0-1



239


□ **Player A**

■ **Player B**

Denton

[Fritz 12 (5s)]

1968



0-1

240

□ **Player A**

■ **Player B**


Rio Hondo

[Fritz 12 (5s)]

1950

(Diagramm 240)

1-0



241


□ Player A

■ Player B

Libau

1885

[Fritz 12 (5s)]



1-0

242

□ Player A


■ Player B

Finnland

1957

[Fritz 12 (5s)]

(Diagramm 242)



1-0

243


□ Player A

■ Player B

UdSSR

1952

[Fritz 12 (5s)]



1-0

244

□ Player A


■ Player B

Jaroslavl

1950

[Fritz 12 (5s)]

(Diagramm 244)




1-0

245

□ Player A
 ■ Player B
 Leningrad
 [Fritz 12 (5s)]

1977



0-1


246

□ Player A
 ■ Player B
 Frunse
 [Fritz 12 (5s)]

1959

(Diagramm 246)


1-0



247

□ Player A
 ■ Player B
 Budapest
 [Fritz 12 (5s)]

1955



1-0


248

□ Player A
 ■ Player B
 Wijk an Zee
 [Fritz 12 (5s)]

1991

(Diagramm 248)

1-0



249


□ **Player A**

■ **Player B**

Bad Oeyhausen

[Fritz 12 (5s)]

1940



1-0

250

□ **Player A**

■ **Player B**


Helsinki

[Fritz 12 (5s)]

1993

(Diagramm 250)

0-1



251


□ **Player A**

■ **Player B**

Kalifornien

[Fritz 12 (5s)]

1962



1-0

252

□ **Player A**

■ **Player B**


Vilnius

[Fritz 12 (5s)]

1949

(Diagramm 252)

1-0



253


□ Player A

■ Player B

Tallin

1954

[Fritz 12 (5s)]



0-1

254

□ Player A


■ Player B

Leningrad

1937

[Fritz 12 (5s)]

(Diagramm 254)



1-0

255


□ Player A

■ Player B

Leningrad

1957

[Fritz 12 (5s)]



1-0

256

□ Player A


■ Player B

Indien

1992

[Fritz 12 (5s)]

(Diagramm 256)



0-1

257


□ Player A

■ Player B

Irkutsk

1961

[Fritz 12 (5s)]



0-1

258

□ Player A

■ Player B


Stockholm

1952

[Fritz 12 (5s)]

(Diagramm 258)

1-0



259

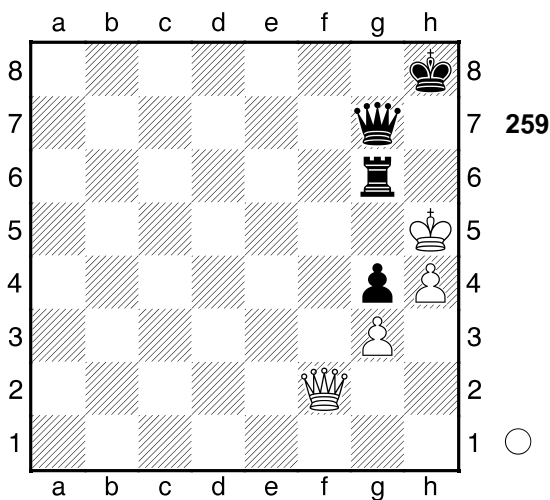
□ Player A

■ Player B

Bitterfeld

1957

[Fritz 12 (5s)]



1/2-1/2

260

□ Player A

■ Player B


UdSSR

1982

[Fritz 12 (5s)]

(Diagramm 260)

1/2-1/2



261


□ Player A

■ Player B

Helsinki

1937

[Fritz 12 (5s)]



1-0

262

□ Player A

■ Player B


Poznan

1953

[Fritz 12 (5s)]

(Diagramm 262)

1-0



263


□ Player A

■ Player B

Moskau

1948

[Fritz 12 (5s)]



0-1

264

□ Player A

■ Player B


Moskau

1944

[Fritz 12 (5s)]

(Diagramm 264)

0-1



265


□ Player A

■ Player B

Wijk aan Zee

[Fritz 12 (5s)]

1985



0-1

266

□ Player A


■ Player B

Polen

[Fritz 12 (5s)]

1955

(Diagramm 266)



0-1

267


□ Player A

■ Player B

Tiblissi

[Fritz 12 (5s)]

1937



1-0

268

□ Player A


■ Player B

Daugavpils

[Fritz 12 (5s)]

1989

(Diagramm 268)



0-1

269


□ **Player A**

■ **Player B**

Las Palmas

[Fritz 12 (5s)]

1978



1-0

270

□ **Player A**

■ **Player B**


Berlin

[Fritz 12 (5s)]

1991

(Diagramm 270)

0-1



271


□ **Player A**

■ **Player B**

Debrecen

[Fritz 12 (5s)]

1925



0-1

272

□ **Player A**

■ **Player B**


London

[Fritz 12 (5s)]

1990

(Diagramm 272)

0-1



273


□ **Player A**

■ **Player B**

Bulgarien

[Fritz 12 (5s)]

1969



0-1

274

□ **Player A**

■ **Player B**


Jugoslawien

[Fritz 12 (5s)]

1990

(Diagramm 274)

1-0



275


□ **Player A**

■ **Player B**

Warna

[Fritz 12 (5s)]

1962



1-0

276

□ **Player A**

■ **Player B**


Novi Sad

[Fritz 12 (5s)]

1990

(Diagramm 276)

1-0



277


□ **Player A**

■ **Player B**

Leningrad

1985

[Fritz 12 (5s)]



1-0

278

□ **Player A**

■ **Player B**


Fernpartie

1983

[Fritz 12 (5s)]

(Diagramm 278)

1-0



279


□ **Player A**

■ **Player B**

Jugoslawien

1949

[Fritz 12 (5s)]




0-1

280

□ **Player A**

■ **Player B**

[Fritz 12 (5s)]



0-1

281


□ Player A

■ Player B

Olympiade

[Fritz 12 (5s)]

1954



1-0

282

□ Player A

■ Player B


Manila

[Fritz 12 (5s)]

1974

(Diagramm 282)

0-1



283


□ Player A

■ Player B

UdSSR

[Fritz 12 (5s)]

1978



0-1

284

□ Player A

■ Player B


Riga

[Fritz 12 (5s)]

1957

(Diagramm 284)

1-0



285


□ **Player A**

■ **Player B**

Moskau

1990

[Fritz 12 (5s)]



1-0

286

□ **Player A**


■ **Player B**

Berlin

1928

[Fritz 12 (5s)]

(Diagramm 286)



1-0

287


□ **Player A**

■ **Player B**

Reykjavik

1988

[Fritz 12 (5s)]



1-0

288

□ **Player A**


■ **Player B**

Wroczlaw

1993

[Fritz 12 (5s)]

(Diagramm 288)



1-0

289


□ Player A

■ Player B

Aarhus

1953

[Fritz 12 (5s)]



0-1

290

□ Player A

■ Player B


Warna

1984

[Fritz 12 (5s)]

(Diagramm 290)

0-1



291


□ Player A

■ Player B

Rostov

1980

[Fritz 12 (5s)]



1-0

292

□ Player A

■ Player B


Argentinien

1990

[Fritz 12 (5s)]

(Diagramm 292)

1-0



293


□ **Player A**

■ **Player B**

Budapest

[Fritz 12 (5s)]

1985



1-0

294

□ **Player A**


■ **Player B**

UdSSR

[Fritz 12 (5s)]

1976

(Diagramm 294)



1-0

295


□ **Player A**

■ **Player B**

Reykjavik

[Fritz 12 (5s)]

1985



0-1

296

□ **Player A**


■ **Player B**

Tjumen

[Fritz 12 (5s)]

1981

(Diagramm 296)



1-0

297


□ **Player A**

■ **Player B**

Budapest

1981

[Fritz 12 (5s)]



1-0

298

□ **Player A**


■ **Player B**

Buenos Aires

1990

[Fritz 12 (5s)]

(Diagramm 298)



1-0

299


□ **Player A**

■ **Player B**

Dresden

1995

[Fritz 12 (5s)]



0-1

300

□ **Player A**


■ **Player B**

Moskau

1960

[Fritz 12 (5s)]

(Diagramm 300)



1-0

301


□ Player A

■ Player B

Fernpartie

[Fritz 12 (5s)]

1983



1-0

302

□ Player A

■ Player B


Kecskemet

[Fritz 12 (5s)]

1927

(Diagramm 302)

0-1



303


□ Player A

■ Player B

Buenos Aires

[Fritz 12 (5s)]

1972



1-0

304

□ Player A

■ Player B


Warschau

[Fritz 12 (5s)]

1989

(Diagramm 304)

0-1



305


□ **Player A**

■ **Player B**

Moskau

1966

[Fritz 12 (5s)]



0-1

306

□ **Player A**

■ **Player B**


Dubna

1970

[Fritz 12 (5s)]

(Diagramm 306)

0-1



307


□ **Player A**

■ **Player B**

Groningen

1976

[Fritz 12 (5s)]



0-1

308

□ **Player A**

■ **Player B**


Hannover

1976

[Fritz 12 (5s)]

(Diagramm 308)

0-1



309


□ **Player A**

■ **Player B**

Zuerich

1953

[Fritz 12 (5s)]



1/2-1/2

310

□ **Player A**

■ **Player B**


Palma de Mallorca

1970

[Fritz 12 (5s)]

(Diagramm 310)

0-1



311


□ **Player A**

■ **Player B**

Benshausen

1975

[Fritz 12 (5s)]



1-0

312

□ **Player A**

■ **Player B**


Bukarest

1974

[Fritz 12 (5s)]

(Diagramm 312)

1/2-1/2



313


□ Player A

■ Player B

Moskau

1936

[Fritz 12 (5s)]



0-1

314

□ Player A


■ Player B

Tiblissi

1976

[Fritz 12 (5s)]

(Diagramm 314)



0-1

315


□ Player A

■ Player B

Portugal

1978

[Fritz 12 (5s)]



0-1

316

□ Player A


■ Player B

Franjska Banja

1976

[Fritz 12 (5s)]

(Diagramm 316)



1-0

317


□ Player A

■ Player B

Graz

1979

[Fritz 12 (5s)]



0-1

318

□ Player A


■ Player B

Prag

1943

[Fritz 12 (5s)]

(Diagramm 318)



1-0

319


□ Player A

■ Player B

Riga

1983

[Fritz 12 (5s)]



1-0

320

□ Player A


■ Player B

Moskau

1985

[Fritz 12 (5s)]

(Diagramm 320)



1-0

321


□ **Player A**

■ **Player B**

Rotterdam

1989

[Fritz 12 (5s)]



0-1

322

□ **Player A**


■ **Player B**

Palma de Mallorca

1967

[Fritz 12 (5s)]

(Diagramm 322)



1-0

323


□ **Player A**

■ **Player B**

Nuernberg

1906

[Fritz 12 (5s)]



1-0

324

□ **Player A**


■ **Player B**

Novi Sad

1990

[Fritz 12 (5s)]

(Diagramm 324)



1-0

325


□ **Player A**

■ **Player B**

Leningrad

[Fritz 12 (5s)]

1950



1-0

326

□ **Player A**

■ **Player B**


Groningen

[Fritz 12 (5s)]

1991

(Diagramm 326)

1/2-1/2




327

□ **Player A**

■ **Player B**

[Fritz 12 (5s)]



0-1

328


□ **Player A**

■ **Player B**

Saratow

[Fritz 12 (5s)]

1991



1-0

329


□ Player A

■ Player B

Bruessel

1988

[Fritz 12 (5s)]



0-1

330

□ Player A


■ Player B

Hastings

1980

[Fritz 12 (5s)]

(Diagramm 330)



1-0

331

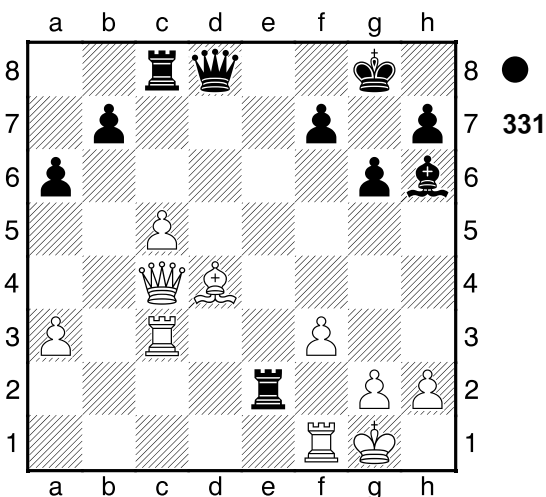
□ Player A

■ Player B

Naestved

1985

[Fritz 12 (5s)]



0-1

332

□ Player A


■ Player B

Riga

1990

[Fritz 12 (5s)]

(Diagramm 332)



0-1

333


□ Player A

■ Player B

Moskau

1947

[Fritz 12 (5s)]




1/2-1/2

334

□ Player A

■ Player B

[Fritz 12 (5s)]



1-0

335


□ Player A

■ Player B

UdSSR

1961

[Fritz 12 (5s)]



1-0

336

□ Player A

■ Player B


Riga

1962

[Fritz 12 (5s)]

(Diagramm 336)

1-0



337


□ Player A

■ Player B

Naestved

1988

[Fritz 12 (5s)]



1-0

338

□ Player A

■ Player B


Petropawlowsk

1977

[Fritz 12 (5s)]

(Diagramm 338)

0-1



339


□ Player A

■ Player B

Novi Sad

1990

[Fritz 12 (5s)]



1/2-1/2

340

□ Player A

■ Player B


Bruessel

1943

[Fritz 12 (5s)]

(Diagramm 340)

1-0



341


□ Player A

■ Player B

Lone Pine

[Fritz 12 (5s)]

1978



1/2-1/2

342

□ Player A

■ Player B


Niederlande

[Fritz 12 (5s)]

1932

(Diagramm 342)

1-0



343


□ Player A

■ Player B

Hamburg

[Fritz 12 (5s)]

1930



0-1

344

□ Player A

■ Player B


Sydney

[Fritz 12 (5s)]

1937

(Diagramm 344)

1-0



345


□ **Player A**

■ **Player B**

Bristol

1968

[Fritz 12 (5s)]



1-0

346

□ **Player A**

■ **Player B**


Rostow

1941

[Fritz 12 (5s)]

(Diagramm 346)

1/2-1/2



347


□ **Player A**

■ **Player B**

Saltsjoebaden

1952

[Fritz 12 (5s)]



0-1

348

□ **Player A**

■ **Player B**


Satsjoebaden

1952

[Fritz 12 (5s)]

(Diagramm 348)

0-1



349


□ Player A

■ Player B

Mannheim

1989

[Fritz 12 (5s)]



1-0

350

□ Player A


■ Player B

Bremen

1927

[Fritz 12 (5s)]

(Diagramm 350)



1-0

351


□ Player A

■ Player B

Bielefeld

1965

[Fritz 12 (5s)]



1-0

352

□ Player A


■ Player B

Sundberg

1991

[Fritz 12 (5s)]

(Diagramm 352)



0-1

353


□ **Player A**

■ **Player B**

Amsterdam

1964

[Fritz 12 (5s)]



1-0

354

□ **Player A**

■ **Player B**


Bad Niendorf

1934

[Fritz 12 (5s)]

(Diagramm 354)

0-1



355


□ **Player A**

■ **Player B**

Charleville

1952

[Fritz 12 (5s)]



0-1

356

□ **Player A**

■ **Player B**


Bad Kissingen

1954

[Fritz 12 (5s)]

(Diagramm 356)

1-0



357


□ Player A

■ Player B

Aalborg

1989

[Fritz 12 (5s)]



1-0

358

□ Player A


■ Player B

Ungarn

1985

[Fritz 12 (5s)]

(Diagramm 358)



1-0

359


□ Player A

■ Player B

Moskau

1925

[Fritz 12 (5s)]



1-0

360

□ Player A


■ Player B

Lyngby

1990

[Fritz 12 (5s)]

(Diagramm 360)



1-0

361


□ Player A

■ Player B

Leningrad

1933

[Fritz 12 (5s)]



1-0

362

□ Player A


■ Player B

Moskau

1901

[Fritz 12 (5s)]

(Diagramm 362)



1-0

363


□ Player A

■ Player B

Kiew

1903

[Fritz 12 (5s)]



1-0

364

□ Player A


■ Player B

DDR

1983

[Fritz 12 (5s)]

(Diagramm 364)



0-1

365


□ **Player A**

■ **Player B**

Olympiade

1970

[Fritz 12 (5s)]



1-0

366

□ **Player A**


■ **Player B**

Frunse

1959

[Fritz 12 (5s)]

(Diagramm 366)



1-0

367


□ **Player A**

■ **Player B**

Schweden

1980

[Fritz 12 (5s)]



0-1

368

□ **Player A**


■ **Player B**

Prag

1992

[Fritz 12 (5s)]

(Diagramm 368)



0-1

369


□ Player A

■ Player B

Porz

[Fritz 12 (5s)]

1990



1-0

370

□ Player A


■ Player B

Polen

[Fritz 12 (5s)]

1953

(Diagramm 370)



1-0

371


□ Player A

■ Player B

Middleton

[Fritz 12 (5s)]

1953



1-0

372

□ Player A


■ Player B

Kozubnik

[Fritz 12 (5s)]

1988

(Diagramm 372)



0-1

373


□ Player A

■ Player B

Puschkin

1985

[Fritz 12 (5s)]



0-1

374

□ Player A

■ Player B


Sassnitz

1962

[Fritz 12 (5s)]

(Diagramm 374)

1-0



375


□ Player A

■ Player B

Polen

1991

[Fritz 12 (5s)]



1-0

376

□ Player A

■ Player B


Riga

1982

[Fritz 12 (5s)]

(Diagramm 376)

0-1



377


□ Player A

■ Player B

Holland

[Fritz 12 (5s)]

1990



1-0

378

□ Player A

■ Player B


Decin

[Fritz 12 (5s)]

1974

(Diagramm 378)

0-1

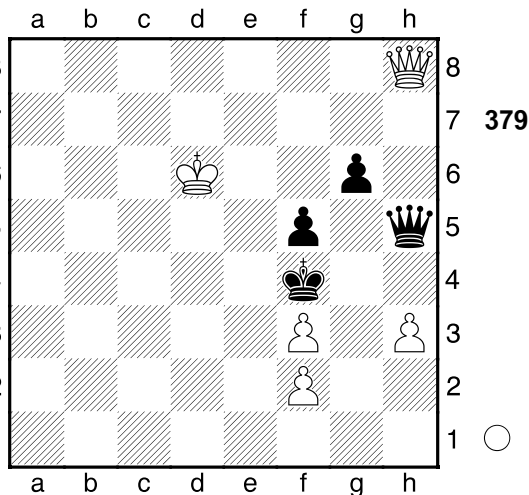


379

□ Player A

■ Player B

[Fritz 12 (5s)]



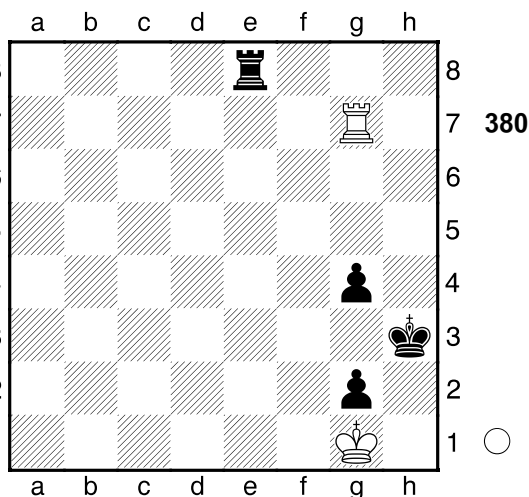
1-0

380

□ Player A

■ Player B

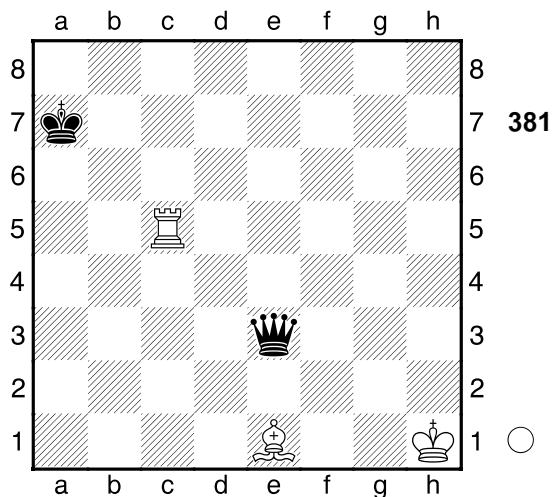
[Fritz 12 (5s)]



1/2-1/2

381


□ Player A
 ■ Player B
 [Fritz 12 (5s)]



1/2-1/2

382

□ Player A
 ■ Player B
 Fernturnier
 [Fritz 12 (5s)]




1-0

383

□ Player A
 ■ Player B
 San Benedetto
 [Fritz 12 (5s)]

1991



1/2-1/2


384

□ Player A
 ■ Player B
 Daenemark
 [Fritz 12 (5s)]

1992

(Diagramm 384)

0-1



385


□ **Player A**

■ **Player B**

Beverwijk

1967

[Fritz 12 (5s)]



0-1

386

□ **Player A**


■ **Player B**

Groningen

1987

[Fritz 12 (5s)]

(Diagramm 386)



0-1

387


□ **Player A**

■ **Player B**

Lyngby

1990

[Fritz 12 (5s)]



1-0

388

□ **Player A**


■ **Player B**

Brabant

1990

[Fritz 12 (5s)]

(Diagramm 388)



1-0

389


□ **Player A**

■ **Player B**

Kopenhagen

[Fritz 12 (5s)]

1990



1-0

390

□ **Player A**


■ **Player B**

Kopenhagen

[Fritz 12 (5s)]

1990

(Diagramm 390)



1-0

391


□ **Player A**

■ **Player B**

Bruessel

[Fritz 12 (5s)]

1988



1-0

392

□ **Player A**


■ **Player B**

BRD

[Fritz 12 (5s)]

1990

(Diagramm 392)



1-0

393


□ **Player A**

■ **Player B**

Fernpartie

[Fritz 12 (5s)]

1989



1-0

394

□ **Player A**

■ **Player B**


Finnland

[Fritz 12 (5s)]

1990

(Diagramm 394)

0-1



395


□ **Player A**

■ **Player B**

Schweiz

[Fritz 12 (5s)]

1990



0-1

396

□ **Player A**

■ **Player B**


Finnland

[Fritz 12 (5s)]

1989

(Diagramm 396)

1-0



397


□ **Player A**

■ **Player B**

Badenweiler

1990

[Fritz 12 (5s)]



1-0

398

□ **Player A**

■ **Player B**


Niederlande

1988

[Fritz 12 (5s)]

(Diagramm 398)

0-1



399


□ **Player A**

■ **Player B**

Lugano

1987

[Fritz 12 (5s)]



1-0

400

□ **Player A**

■ **Player B**


Mallorca

1989

[Fritz 12 (5s)]

(Diagramm 400)

1-0



401


□ Player A

■ Player B

Woroschilowgrad

1989

[Fritz 12 (5s)]



0-1

402

□ Player A

■ Player B


Bern

1990

[Fritz 12 (5s)]

(Diagramm 402)

1-0



403


□ Player A

■ Player B

Ungarn

1990

[Fritz 12 (5s)]



1-0

404

□ Player A

■ Player B


Paernu

1990

[Fritz 12 (5s)]

(Diagramm 404)

1-0



405

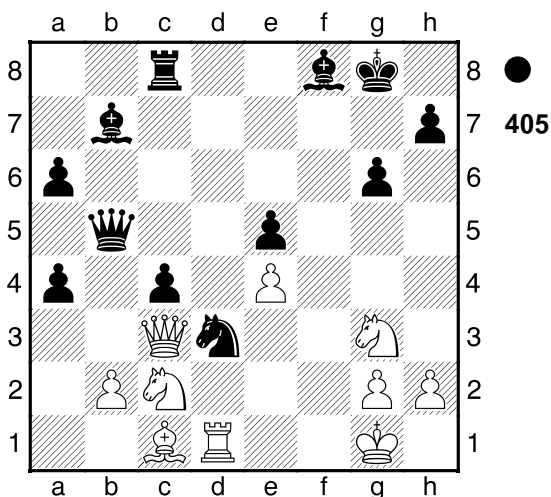
□ **Player A**

■ **Player B**

Berlin

1990

[Fritz 12 (5s)]



0-1

406

□ **Player A**


■ **Player B**

Niederlande

1989

[Fritz 12 (5s)]

(Diagramm 406)



0-1

407


□ **Player A**

■ **Player B**

Fernpartie

1989

[Fritz 12 (5s)]



0-1

408

□ **Player A**

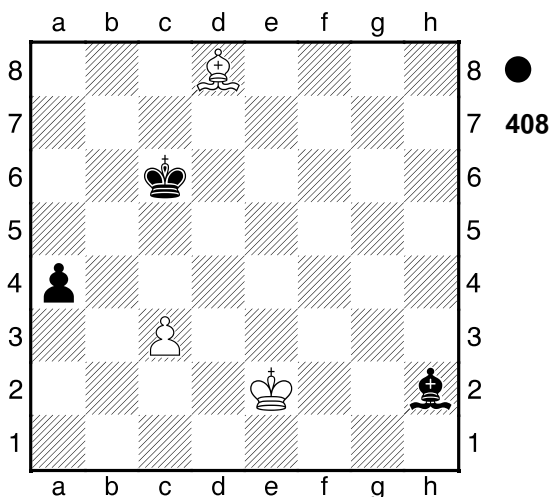
■ **Player B**

Minsk

1990

[Fritz 12 (5s)]

(Diagramm 408)



0-1

409


□ **Player A**

■ **Player B**

Arnheim

1988

[Fritz 12 (5s)]



1-0

410

□ **Player A**


■ **Player B**

Moskau

1990

[Fritz 12 (5s)]

(Diagramm 410)



1-0

411


□ **Player A**

■ **Player B**

Ungarn

1990

[Fritz 12 (5s)]



1-0

412

□ **Player A**


■ **Player B**

Indien

1990

[Fritz 12 (5s)]

(Diagramm 412)



0-1

413


□ **Player A**

■ **Player B**

Reykjavik

1990

[Fritz 12 (5s)]



1-0

414

□ **Player A**

■ **Player B**


Italien

1989

[Fritz 12 (5s)]

(Diagramm 414)

0-1



415


□ **Player A**

■ **Player B**

Zagreb

1951

[Fritz 12 (5s)]



0-1

416

□ **Player A**

■ **Player B**


Arhuus

1990

[Fritz 12 (5s)]

(Diagramm 416)

0-1



417


□ Player A

■ Player B

Fernpartie

[Fritz 12 (5s)]

1989



1-0

418

□ Player A


■ Player B

Fernpartie

[Fritz 12 (5s)]

1990

(Diagramm 418)



0-1

419


□ Player A

■ Player B

Torcy

[Fritz 12 (5s)]

1989



0-1

420

□ Player A


■ Player B

Budapest

[Fritz 12 (5s)]

1989

(Diagramm 420)



1-0

421


□ Player A

■ Player B

Daenemark

1989

[Fritz 12 (5s)]



0-1

422

□ Player A


■ Player B

Karlsbad

1907

[Fritz 12 (5s)]

(Diagramm 422)



1-0

423


□ Player A

■ Player B

Polanica Zdroj

1992

[Fritz 12 (5s)]



1-0

424

□ Player A


■ Player B

Budapest

1937

[Fritz 12 (5s)]

(Diagramm 424)



1-0

425


□ Player A

■ Player B

Albuquerque

1991

[Fritz 12 (5s)]



1-0

426

□ Player A


■ Player B

Aubervilliers

1994

[Fritz 12 (5s)]

(Diagramm 426)



1-0

427


□ Player A

■ Player B

Los Angeles

1974

[Fritz 12 (5s)]



1-0

428


□ Player A

■ Player B

M&T-255 New Jersey

[Fritz 12 (5s)]

(Diagramm 428)



0-1

429


□ **Player A**

■ **Player B**

Niederlande

[Fritz 12 (5s)]

1980



1-0

430

□ **Player A**

■ **Player B**


Rumaenien

[Fritz 12 (5s)]

1981

(Diagramm 430)

0-1



431


□ **Player A**

■ **Player B**

England

[Fritz 12 (5s)]

1981



1-0

432

□ **Player A**

■ **Player B**


Jugoslawien

[Fritz 12 (5s)]

1980

(Diagramm 432)

1-0



433


□ **Player A**

■ **Player B**

Lugano

1981

[Fritz 12 (5s)]



1-0

434

□ **Player A**

■ **Player B**


Griechenland

1980

[Fritz 12 (5s)]

(Diagramm 434)

0-1



435


□ **Player A**

■ **Player B**

China

1981

[Fritz 12 (5s)]



0-1

436

□ **Player A**

■ **Player B**


England

1975

[Fritz 12 (5s)]

(Diagramm 436)

1-0



437


□ Player A

■ Player B

Zilina

1976

[Fritz 12 (5s)]



0-1

438

□ Player A

■ Player B


Sverige

1976

[Fritz 12 (5s)]

(Diagramm 438)

1-0



439


□ Player A

■ Player B

Dubna

1976

[Fritz 12 (5s)]



1-0

440

□ Player A

■ Player B


DDR

1975

[Fritz 12 (5s)]

(Diagramm 440)

0-1



441


□ Player A

■ Player B

UdSSR

[Fritz 12 (5s)]

1976



1-0

442

□ Player A

■ Player B


UdSSR

[Fritz 12 (5s)]

1976

(Diagramm 442)

0-1



443


□ Player A

■ Player B

UdSSR

[Fritz 12 (5s)]

1976



1-0

444

□ Player A

■ Player B


Biel

[Fritz 12 (5s)]

1975

(Diagramm 444)

0-1



445


□ Player A

■ Player B

UdSSR

[Fritz 12 (5s)]

1976



1-0

446

□ Player A

■ Player B


UdSSR

[Fritz 12 (5s)]

1976

(Diagramm 446)

1-0



447


□ Player A

■ Player B

Jugoslawien

[Fritz 12 (5s)]

1976



1-0

448

□ Player A

■ Player B


Polen

[Fritz 12 (5s)]

1975

(Diagramm 448)

0-1



449


□ Player A

■ Player B

Fernpartie

[Fritz 12 (5s)]

1976



1-0

450

□ Player A


■ Player B

UdSSR

[Fritz 12 (5s)]

1975

(Diagramm 450)



1-0

451


□ Player A

■ Player B

Vrnjacka Banja

[Fritz 12 (5s)]

1975



1-0

452

□ Player A


■ Player B

Fernpartie

[Fritz 12 (5s)]

1975

(Diagramm 452)



1-0

453

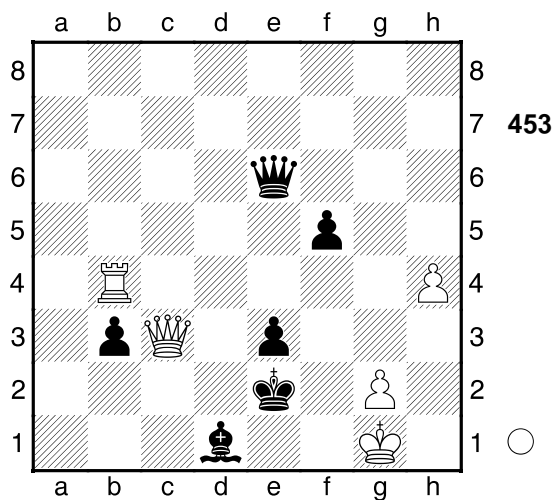
□ Player A

■ Player B

UdSSR

[Fritz 12 (5s)]

1975



1-0

454

□ Player A


■ Player B

Ungarn

[Fritz 12 (5s)]

1975

(Diagramm 454)



1-0

455


□ Player A

■ Player B

Bukarest

[Fritz 12 (5s)]

1975



1-0

456

□ Player A


■ Player B

Vancouver

[Fritz 12 (5s)]

1975

(Diagramm 456)



0-1

457


□ **Player A**

■ **Player B**

Riga

[Fritz 12 (5s)]

1975



1-0

458

□ **Player A**


■ **Player B**

Vilnius

[Fritz 12 (5s)]

1975

(Diagramm 458)



1-0

459


□ **Player A**

■ **Player B**

England

[Fritz 12 (5s)]

1975



1/2-1/2

460

□ **Player A**


■ **Player B**

Birmingham

[Fritz 12 (5s)]

1975

(Diagramm 460)



1-0

461


□ **Player A**

■ **Player B**

Argentinien

[Fritz 12 (5s)]

1975



1-0

462

□ **Player A**


■ **Player B**

UdSSR

[Fritz 12 (5s)]

1977

(Diagramm 462)



1-0

463


□ **Player A**

■ **Player B**

Mangalia

[Fritz 12 (5s)]

1977



0-1

464

□ **Player A**


■ **Player B**

Varna

[Fritz 12 (5s)]

1977

(Diagramm 464)



1-0

465


□ Player A

■ Player B

Plovdiv

1976

[Fritz 12 (5s)]



1-0

466

□ Player A

■ Player B


Ungarn

1976

[Fritz 12 (5s)]

(Diagramm 466)

0-1



467


□ Player A

■ Player B

CSSR

1976

[Fritz 12 (5s)]



1-0

468

□ Player A

■ Player B


Daenemark

1976

[Fritz 12 (5s)]

(Diagramm 468)

1-0



469


□ Player A

■ Player B

Daenemark

[Fritz 12 (5s)]

1976



0-1

470

□ Player A

■ Player B


Irak

[Fritz 12 (5s)]

1976

(Diagramm 470)

1-0



471


□ Player A

■ Player B

Veilby

[Fritz 12 (5s)]

1976



1-0

472

□ Player A

■ Player B


Norwegen

[Fritz 12 (5s)]

1979

(Diagramm 472)

1-0



473


□ **Player A**

■ **Player B**

Schweiz

1978

[Fritz 12 (5s)]



1-0

474

□ **Player A**

■ **Player B**


Griechenland

1979

[Fritz 12 (5s)]

(Diagramm 474)

1-0



475


□ **Player A**

■ **Player B**

UdSSR

1978

[Fritz 12 (5s)]



1/2-1/2

476

□ **Player A**

■ **Player B**


Muenchen

1979

[Fritz 12 (5s)]

(Diagramm 476)

1/2-1/2



477


□ Player A

■ Player B

UdSSR

[Fritz 12 (5s)]

1979



1-0

478

□ Player A

■ Player B


UdSSR

[Fritz 12 (5s)]

1979

(Diagramm 478)

1/2-1/2



479


□ Player A

■ Player B

Fernpartie

[Fritz 12 (5s)]

1979



0-1

480

□ Player A

■ Player B


UdSSR

[Fritz 12 (5s)]

1979

(Diagramm 480)

0-1



485


□ Player A

■ Player B

Bern

1977

[Fritz 12 (5s)]



0-1

486

□ Player A


■ Player B

UdSSR

1977

[Fritz 12 (5s)]

(Diagramm 486)



1-0

487


□ Player A

■ Player B

Vrnjacka Banja

1977

[Fritz 12 (5s)]



0-1

488

□ Player A


■ Player B

USA

1988

[Fritz 12 (5s)]

(Diagramm 488)



1-0

489


□ Player A

■ Player B

Porec

[Fritz 12 (5s)]

1989



1/2-1/2

490

□ Player A

■ Player B


Belgrad

[Fritz 12 (5s)]

1988

(Diagramm 490)

0-1



491


□ Player A

■ Player B

UdSSR

[Fritz 12 (5s)]

1989



1-0

492

□ Player A

■ Player B


Forli

[Fritz 12 (5s)]

1989

(Diagramm 492)

1-0



493


□ **Player A**

■ **Player B**

Niederlande

1988

[Fritz 12 (5s)]



0-1

494

□ **Player A**

■ **Player B**


Frunse

1988

[Fritz 12 (5s)]

(Diagramm 494)

0-1



495


□ **Player A**

■ **Player B**

UdSSR

1988

[Fritz 12 (5s)]



1-0

496

□ **Player A**

■ **Player B**


Los Angeles

1987

[Fritz 12 (5s)]

(Diagramm 496)

1-0



497


□ Player A

■ Player B

Eforie-Nord

1988

[Fritz 12 (5s)]



1-0

498

□ Player A


■ Player B

Malmoe

1988

[Fritz 12 (5s)]

(Diagramm 498)



1-0

499


□ Player A

■ Player B

Hastings

1988

[Fritz 12 (5s)]



0-1

500

□ Player A


■ Player B

Lugano

1987

[Fritz 12 (5s)]

(Diagramm 500)



0-1

501


□ Player A

■ Player B

Bulgarien

[Fritz 12 (5s)]

1983



0-1

502

□ Player A

■ Player B


UdSSR

[Fritz 12 (5s)]

1983

(Diagramm 502)

1-0



503


□ Player A

■ Player B

Fernpartie

[Fritz 12 (5s)]

1983



1-0

504

□ Player A

■ Player B


Bulgarien

[Fritz 12 (5s)]

1983

(Diagramm 504)

1/2-1/2



505


□ **Player A**

■ **Player B**

Chicago

1983

[Fritz 12 (5s)]



1-0

506

□ **Player A**

■ **Player B**


Hong Kong

1983

[Fritz 12 (5s)]

(Diagramm 506)

0-1



507

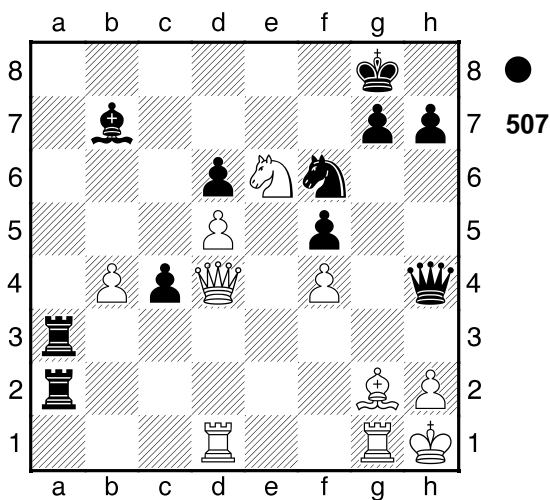
□ **Player A**

■ **Player B**

Plovdiv

1982

[Fritz 12 (5s)]



0-1

508

□ **Player A**

■ **Player B**


Luzern

1982

[Fritz 12 (5s)]

(Diagramm 508)

1-0



509


□ Player A

■ Player B

Groningen

[Fritz 12 (5s)]

1982



1-0

510

□ Player A

■ Player B


Jugoslawien

[Fritz 12 (5s)]

1981

(Diagramm 510)

0-1



511


□ Player A

■ Player B

Niederlande

[Fritz 12 (5s)]

1982



1/2-1/2

512

□ Player A

■ Player B


Variante

[Fritz 12 (5s)]

1982

(Diagramm 512)

1-0



513


□ **Player A**

■ **Player B**

Magyarország

[Fritz 12 (5s)]

1982



1-0

514

□ **Player A**

■ **Player B**

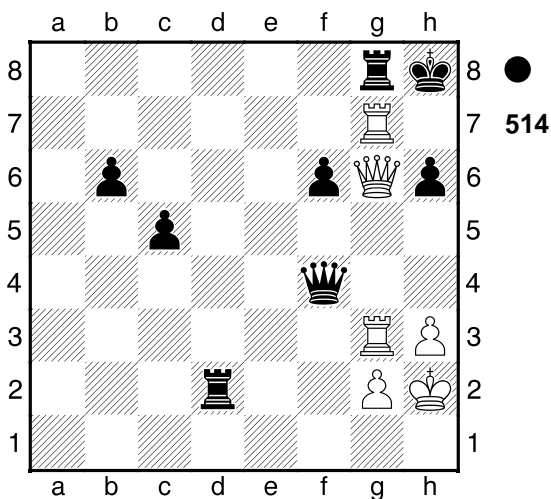
Niederlande

[Fritz 12 (5s)]

1981

(Diagramm 514)

0-1



515


□ **Player A**

■ **Player B**

Fernpartie

[Fritz 12 (5s)]

1981



1-0

516

□ **Player A**

■ **Player B**


Frankreich

[Fritz 12 (5s)]

1981

(Diagramm 516)

1-0



517


□ Player A

■ Player B

Israel

1981

[Fritz 12 (5s)]



1-0

518

□ Player A

■ Player B


USA

1981

[Fritz 12 (5s)]

(Diagramm 518)

0-1



519


□ Player A

■ Player B

Bulgarien

1981

[Fritz 12 (5s)]



0-1

520

□ Player A

■ Player B


Kuba

1981

[Fritz 12 (5s)]

(Diagramm 520)

1-0



521


□ Player A

■ Player B

Fernpartie

[Fritz 12 (5s)]

1981



0-1

522

□ Player A

■ Player B


Mexiko

[Fritz 12 (5s)]

1981

(Diagramm 522)

1-0




523

□ Player A

■ Player B

[Fritz 12 (5s)]




1-0

524

□ Player A

■ Player B

[Fritz 12 (5s)]



1-0

525


□ Player A

■ Player B

Daugavpils

[Fritz 12 (5s)]

1975




1-0

526

□ Player A

■ Player B

[Fritz 12 (5s)]



1-0

527


□ Player A

■ Player B

Ukrainische SSR

[Fritz 12 (5s)]

1964



1-0

528

□ Player A

■ Player B


Paris

[Fritz 12 (5s)]

1925


(Diagramm 528)

1-0



529

□ Player A
■ Player B
[Fritz 12 (5s)]




1-0

530

□ Player A
■ Player B
London simul
[Fritz 12 (5s)]

1928




1-0

531

□ Player A
■ Player B
NY
[Fritz 12 (5s)]


1924



1-0

532


□ Player A
■ Player B
[Fritz 12 (5s)]



1-0

533


□ Player A
 ■ Player B
 [Fritz 12 (5s)]



1-0

534

□ Player A
 ■ Player B
 Tokio
 [Fritz 12 (5s)]




1-0

535

□ Player A
 ■ Player B
 Trinidad
 [Fritz 12 (5s)]


1939



1-0

536

□ Player A
 ■ Player B
 [Fritz 12 (5s)]



1-0

537


□ Player A

■ Player B

Nottingham

1936

[Fritz 12 (5s)]



1-0

538

□ Player A


■ Player B

Zuerich

1934

[Fritz 12 (5s)]

(Diagramm 538)



1-0

539


□ Player A

■ Player B

Genf

1925

[Fritz 12 (5s)]



1-0

540

□ Player A

■ Player B

Wien


1933

[Fritz 12 (5s)]

(Diagramm 540)


1.Dxg7+ Kxg7 2.Tg3+ Dg5 3.Txg5+ Kh6 4.Tg3 Le3
 [4...Lxe5??]

1-0




541
 □ Player A
 ■ Player B
 Lissabon
 [Fritz 12 (5s)]

1941



543
 □ Player A
 ■ Player B
 Breslau
 [Fritz 12 (5s)]


1862



1-0

542
 □ Player A
 ■ Player B
 Karlsbad
 [Fritz 12 (5s)]

1923




1-0

544
 □ Player A
 ■ Player B
 Barmen
 [Fritz 12 (5s)]

1896


1-0

1-0




545
 □ Player A
 ■ Player B
 Biel
 [Fritz 12 (5s)]

1977



547
 □ Player A
 ■ Player B
 Albena
 [Fritz 12 (5s)]


1977



0-1

546
 □ Player A
 ■ Player B
 Dresden
 [Fritz 12 (5s)]

1-0




1-0

548
 □ Player A
 ■ Player B
 Aosta
 [Fritz 12 (5s)]


1988

1-0




549
 □ Player A
 ■ Player B
 USA
 [Fritz 12 (5s)]

1991



551
 □ Player A
 ■ Player B
 UdSSR
 [Fritz 12 (5s)]


1961



1-0

550
 □ Player A
 ■ Player B
 Rumaenien
 [Fritz 12 (5s)]

1986




0-1

552
 □ Player A
 ■ Player B
 UdSSR
 [Fritz 12 (5s)]

1975

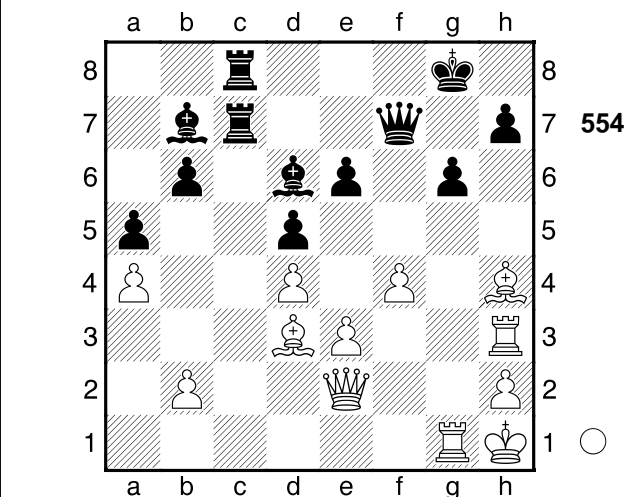
1-0

1-0




553
 □ Player A
 ■ Player B
 Budapest
 [Fritz 12 (5s)]

1957



555
 □ Player A
 ■ Player B
 Lublin
 [Fritz 12 (5s)]


1969



0-1

554
 □ Player A
 ■ Player B
 Frunse
 [Fritz 12 (5s)]

1-0




1-0

556
 □ Player A
 ■ Player B
 Linares
 [Fritz 12 (5s)]

1993

0-1




557
 □ Player A
 ■ Player B
 Tallinn
 [Fritz 12 (5s)]

1986

559
 □ Player A
 ■ Player B
 Porz
 [Fritz 12 (5s)]


1986



1-0

558
 □ Player A
 ■ Player B
 Berlin
 [Fritz 12 (5s)]

1-0




0-1

560
 □ Player A
 ■ Player B
 Palavas
 [Fritz 12 (5s)]


1-0

1990




561
 □ Player A
 ■ Player B
 Warna
 [Fritz 12 (5s)]

1972



563
 □ Player A
 ■ Player B
 Jaroslawl
 [Fritz 12 (5s)]


1982



0-1

562
 □ Player A
 ■ Player B
 Haifa
 [Fritz 12 (5s)]

1-0




1-0

564
 □ Player A
 ■ Player B
 Sofia
 [Fritz 12 (5s)]

1-0

1986



565


□ Player A

■ Player B

Rom

1911

[Fritz 12 (5s)]



1-0

566

□ Player A


■ Player B

Ostende

1907

[Fritz 12 (5s)]

1-0



567


□ Player A

■ Player B

Zuerich

1956

[Fritz 12 (5s)]



0-1

568

□ Player A


■ Player B

Berlin

1954


[Fritz 12 (5s)]

1-0




569
 □ Player A
 ■ Player B
 Fernpartie
 [Fritz 12 (5s)]

1971



571
 □ Player A
 ■ Player B
 Frankreich
 [Fritz 12 (5s)]


1979



1-0

570
 □ Player A
 ■ Player B
 London
 [Fritz 12 (5s)]

1887




1-0

572
 □ Player A
 ■ Player B
 Havanna
 [Fritz 12 (5s)]

1966


1-0

1-0



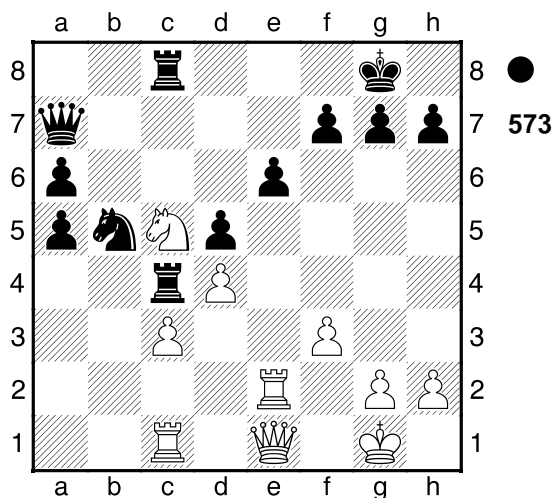
573
 □ Player A
 ■ Player B
 New York
 [Fritz 12 (5s)]

1924



575
 □ Player A
 ■ Player B
 Vilnius
 [Fritz 12 (5s)]


1958



0-1

574
 □ Player A
 ■ Player B
 [Fritz 12 (5s)]

1-0




0-1

576
 □ Player A
 ■ Player B
 Zuerich
 [Fritz 12 (5s)]


1-0

1962



577
 □ Player A
 ■ Player B
 Budapest
 [Fritz 12 (5s)]


1937



1-0


578
 □ Player A
 ■ Player B
 [Fritz 12 (5s)]

1-0



579
 □ Player A
 ■ Player B
 [Fritz 12 (5s)]


1-0



580
 □ Player A
 ■ Player B
 Hastings
 [Fritz 12 (5s)]


1-0

1935




581
 □ Player A
 ■ Player B
 Wageningen
 [Fritz 12 (5s)]

1958



583
 □ Player A
 ■ Player B
 Cadiz
 [Fritz 12 (5s)]


1956



0-1

582
 □ Player A
 ■ Player B
 Hastings
 [Fritz 12 (5s)]

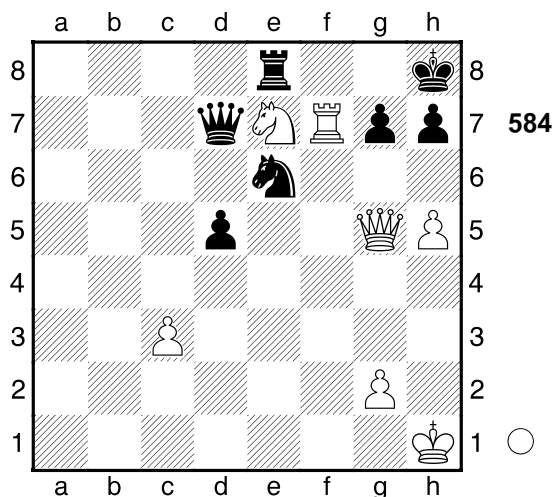
0-1



1-0


584
 □ Player A
 ■ Player B
 Bruessel
 [Fritz 12 (5s)]

1-0




585
 □ Player A
 ■ Player B
 Moskau
 [Fritz 12 (5s)]

1962



587
 □ Player A
 ■ Player B
 Daenemark
 [Fritz 12 (5s)]


1993



1-0

586
 □ Player A
 ■ Player B
 Bruessel
 [Fritz 12 (5s)]

1-0




0-1

588
 □ Player A
 ■ Player B
 Miskolc
 [Fritz 12 (5s)]


0-1

1963



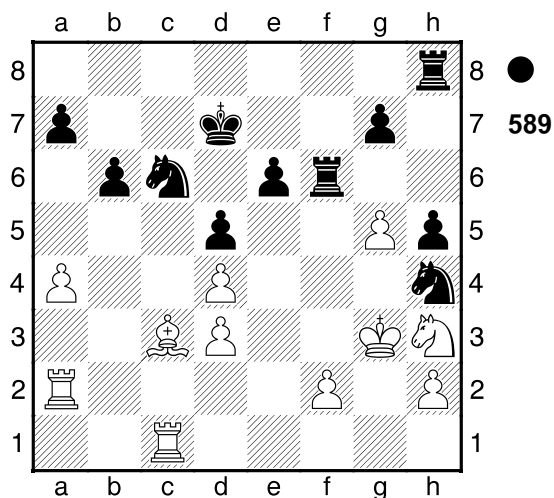
589
 □ Player A
 ■ Player B
 Berlin
 [Fritz 12 (5s)]

1954



591
 □ Player A
 ■ Player B
 Fernpartie
 [Fritz 12 (5s)]

1993




0-1

590
 □ Player A
 ■ Player B
 Kranj
 [Fritz 12 (5s)]

1958

1-0

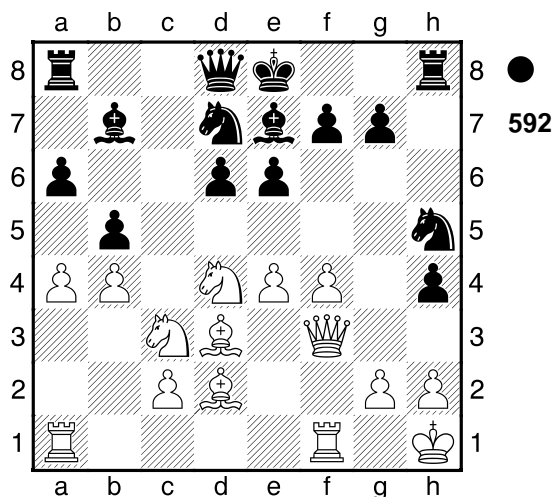


1-0


592
 □ Player A
 ■ Player B
 Bukarest
 [Fritz 12 (5s)]

1981

0-1




593
 □ Player A
 ■ Player B
 [Fritz 12 (5s)]



1-0


594
 □ Player A
 ■ Player B
 New York
 [Fritz 12 (5s)]

1-0



595
 □ Player A
 ■ Player B
 Buenos Aires
 [Fritz 12 (5s)]

1972




0-1

596
 □ Player A
 ■ Player B
 Buenos Aires
 [Fritz 12 (5s)]

1962


1-0

1913




597
 □ Player A
 ■ Player B
 Siferopol
 [Fritz 12 (5s)]

1947



599
 □ Player A
 ■ Player B
 Hastings
 [Fritz 12 (5s)]


1991



1-0

598
 □ Player A
 ■ Player B
 Glasgow
 [Fritz 12 (5s)]

1891




1-0

600
 □ Player A
 ■ Player B
 Ostende
 [Fritz 12 (5s)]

1905


1-0

1/2-1/2




601
 □ Player A
 ■ Player B
 Zuerich
 [Fritz 12 (5s)]

1965



603
 □ Player A
 ■ Player B
 Beverwijk
 [Fritz 12 (5s)]


1968



1-0

602
 □ Player A
 ■ Player B
 Emden
 [Fritz 12 (5s)]

1957




1-0

604
 □ Player A
 ■ Player B
 Barcelona
 [Fritz 12 (5s)]

1985

1-0

1-0




605
 □ Player A
 ■ Player B
 Luzern
 [Fritz 12 (5s)]

1953

607
 □ Player A
 ■ Player B
 Olympiade
 [Fritz 12 (5s)]

1952




0-1

606
 □ Player A
 ■ Player B
 Beverwijk
 [Fritz 12 (5s)]

1966

1-0




$\frac{1}{2}$ - $\frac{1}{2}$

608
 □ Player A
 ■ Player B
 Hastings
 [Fritz 12 (5s)]


1955

0-1



609
 □ Player A
 ■ Player B
 Rumänien
 [Fritz 12 (5s)]

1956




1-0

610
 □ Player A
 ■ Player B
 USA
 [Fritz 12 (5s)]


1989

1-0



611
 □ Player A
 ■ Player B
 Fernpartie
 [Fritz 12 (5s)]

1936




0-1

612
 □ Player A
 ■ Player B
 Arpad
 [Fritz 12 (5s)]

1966

1-0



613


□ Player A

■ Player B

Ungarn

1985

[Fritz 12 (5s)]



0-1

614

□ Player A


■ Player B

Indien

1961

[Fritz 12 (5s)]

1-0



615


□ Player A

■ Player B

Fernpartie

1985

[Fritz 12 (5s)]



0-1

616

□ Player A


■ Player B

Dresden

1956


[Fritz 12 (5s)]

0-1




617
 □ Player A
 ■ Player B
 Prag
 [Fritz 12 (5s)]

1952



619
 □ Player A
 ■ Player B
 Fernpartie
 [Fritz 12 (5s)]

1968




1-0

618
 □ Player A
 ■ Player B
 Frankfurt
 [Fritz 12 (5s)]

1923

1-0




0-1

620
 □ Player A
 ■ Player B
 Fernpartie
 [Fritz 12 (5s)]


1955

0-1




621
 □ Player A
 ■ Player B
 Moskau
 [Fritz 12 (5s)]

1936



623
 □ Player A
 ■ Player B
 Petersburg
 [Fritz 12 (5s)]

1909




0-1

622
 □ Player A
 ■ Player B
 Karlsbad
 [Fritz 12 (5s)]

1911

1-0




1-0

624
 □ Player A
 ■ Player B
 Piestany
 [Fritz 12 (5s)]


1912

1-0




625
 □ Player A
 ■ Player B
 Vilnius
 [Fritz 12 (5s)]

1949



627
 □ Player A
 ■ Player B
 Basel
 [Fritz 12 (5s)]


1959



1-0

626
 □ Player A
 ■ Player B
 Partieverante
 [Fritz 12 (5s)]

1-0




1-0


628
 □ Player A
 ■ Player B
 Kopenhagen
 [Fritz 12 (5s)]

1-0

1962




629
 □ Player A
 ■ Player B
 [Fritz 12 (5s)]



1-0

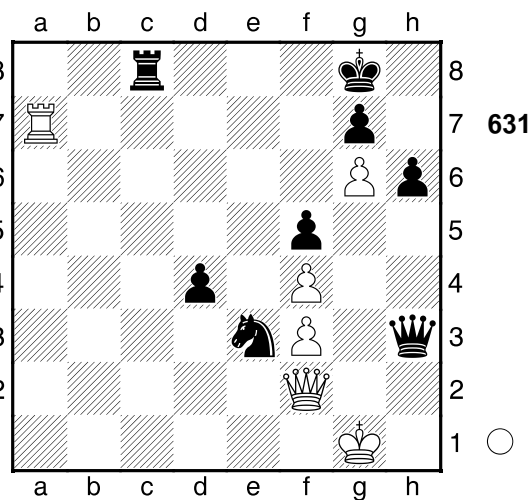
630
 □ Player A
 ■ Player B
 [Fritz 12 (5s)]

1-0



631
 □ Player A
 ■ Player B
 Fernpartie
 [Fritz 12 (5s)]

1957




1/2-1/2

632
 □ Player A
 ■ Player B
 Amsterdam
 [Fritz 12 (5s)]

1972

0-1




633
 □ Player A
 ■ Player B
 UdSSR
 [Fritz 12 (5s)]

1969

635
 □ Player A
 ■ Player B
 Bognor Regis
 [Fritz 12 (5s)]


1962



1-0

634
 □ Player A
 ■ Player B
 Leningrad
 [Fritz 12 (5s)]

1934




0-1

636
 □ Player A
 ■ Player B
 Budapest
 [Fritz 12 (5s)]

1992


0-1

1-0



637
 □ Player A
 ■ Player B
 Fernpartie
 [Fritz 12 (5s)]


1978



0-1


638
 □ Player A
 ■ Player B
 CSSR
 [Fritz 12 (5s)]

0-1



639
 □ Player A
 ■ Player B
 Sofia
 [Fritz 12 (5s)]

1952




0-1

640
 □ Player A
 ■ Player B
 Havanna
 [Fritz 12 (5s)]

1-0


1957

1966




641
 □ Player A
 ■ Player B
 Soussse
 [Fritz 12 (5s)]

1967



643
 □ Player A
 ■ Player B
 Budapest
 [Fritz 12 (5s)]

1957




1-0

642
 □ Player A
 ■ Player B
 Budapest
 [Fritz 12 (5s)]

1961

1-0





1-0

644
 □ Player A
 ■ Player B
 Podjebrad
 [Fritz 12 (5s)]

1936

1-0





645
 □ Player A
 ■ Player B
 UdSSR
 [Fritz 12 (5s)]

1949

647
 □ Player A
 ■ Player B
 Wien
 [Fritz 12 (5s)]

1887



1-0

1-0

646
 □ Player A
 ■ Player B
 Leningrad
 [Fritz 12 (5s)]


1963

648
 □ Player A
 ■ Player B
 Belgrad
 [Fritz 12 (5s)]

1974


1-0

1-0




649
 □ Player A
 ■ Player B
 Esslingen
 [Fritz 12 (5s)]

1968



651
 □ Player A
 ■ Player B
 Muenchen
 [Fritz 12 (5s)]

1991




1-0

650
 □ Player A
 ■ Player B
 Lwow
 [Fritz 12 (5s)]

1984

1-0




1-0

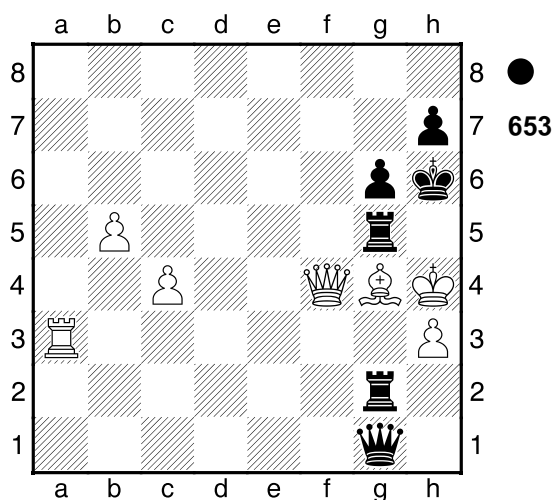
652
 □ Player A
 ■ Player B
 Moskau
 [Fritz 12 (5s)]

1951

1-0




653
 □ Player A
 ■ Player B
 Tbilissi
 [Fritz 12 (5s)]



0-1

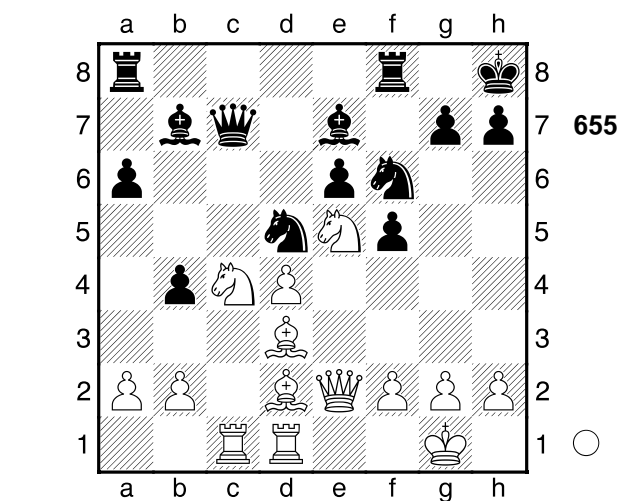
654
 □ Player A
 ■ Player B
 Den Haag
 [Fritz 12 (5s)]

1-0



655
 □ Player A
 ■ Player B
 [Fritz 12 (5s)]

1973




1-0

656
 □ Player A
 ■ Player B
 Groningen
 [Fritz 12 (5s)]


1991

1-0




657
 □ Player A
 ■ Player B
 Manila
 [Fritz 12 (5s)]

1975



659
 □ Player A
 ■ Player B
 Kaluga
 [Fritz 12 (5s)]

1970




1-0

658
 □ Player A
 ■ Player B
 Nowosibirsk
 [Fritz 12 (5s)]

1/2-1/2

1972




1-0

660
 □ Player A
 ■ Player B
 Augsburg
 [Fritz 12 (5s)]

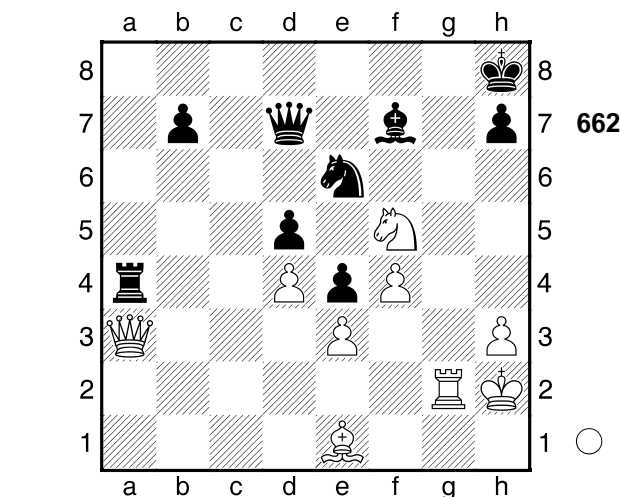
1-0

1953




661
 □ Player A
 ■ Player B
 Moskau
 [Fritz 12 (5s)]

1989



663
 □ Player A
 ■ Player B
 Zuerich
 [Fritz 12 (5s)]

1941




1-0

662
 □ Player A
 ■ Player B
 Baden-Baden
 [Fritz 12 (5s)]

1925

1-0




0-1

664
 □ Player A
 ■ Player B
 Halle
 [Fritz 12 (5s)]

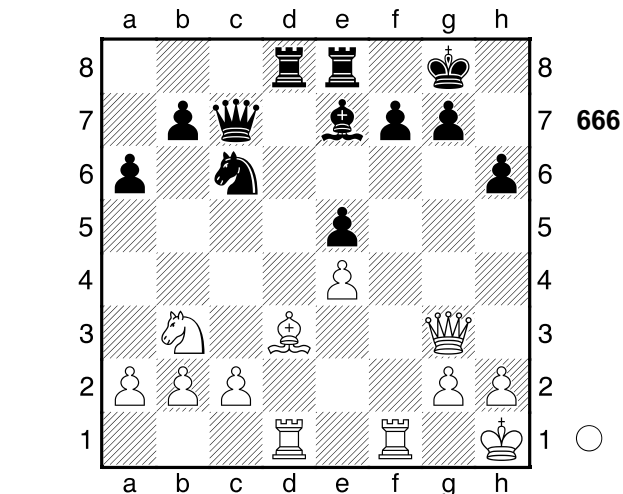
1883

0-1




665
 □ Player A
 ■ Player B
 Novi Sad
 [Fritz 12 (5s)]

1990



667
 □ Player A
 ■ Player B
 Schweden
 [Fritz 12 (5s)]

1993




1-0

666
 □ Player A
 ■ Player B
 London
 [Fritz 12 (5s)]

1963

1-0

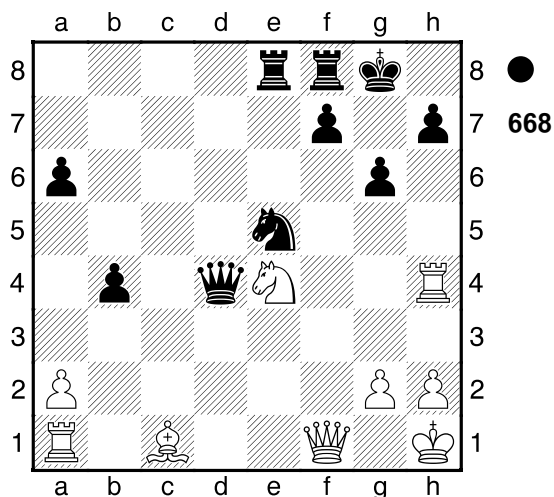


1-0

668
 □ Player A
 ■ Player B
 Stockholm
 [Fritz 12 (5s)]

1990

0-1




669
 □ Player A
 ■ Player B
 London
 [Fritz 12 (5s)]

1963

671
 □ Player A
 ■ Player B
 Budapest
 [Fritz 12 (5s)]


1896



1-0

670
 □ Player A
 ■ Player B
 Frankreich
 [Fritz 12 (5s)]

1978




0-1

672
 □ Player A
 ■ Player B
 Fernpartie
 [Fritz 12 (5s)]

1991

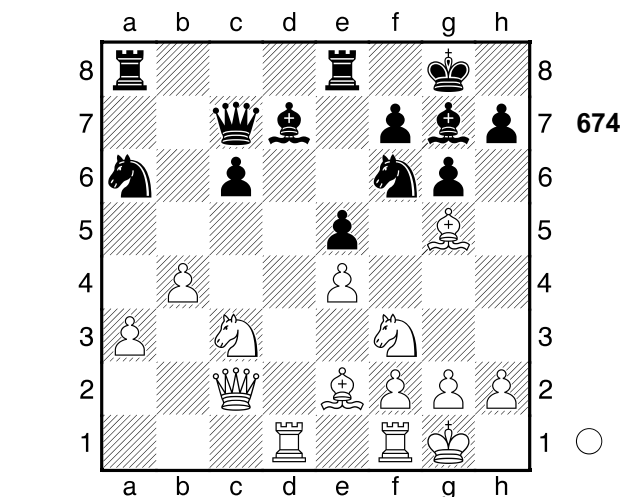
1-0

1-0



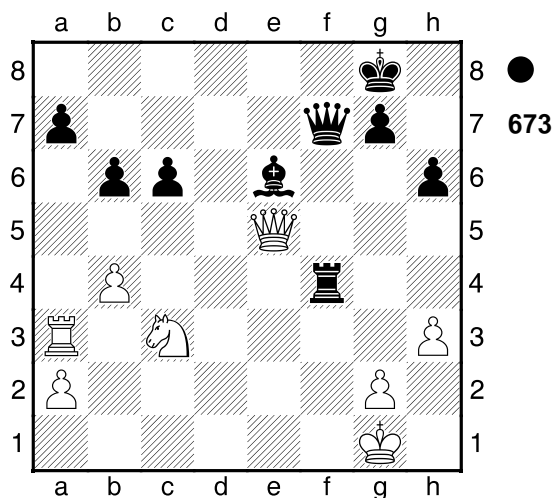
673
 □ Player A
 ■ Player B
 Dubai
 [Fritz 12 (5s)]

1986



675
 □ Player A
 ■ Player B
 Halmstad
 [Fritz 12 (5s)]

1993




0-1

674
 □ Player A
 ■ Player B
 Heidenheim
 [Fritz 12 (5s)]

1959

1-0




1-0

676
 □ Player A
 ■ Player B
 Ostrava
 [Fritz 12 (5s)]


1992

1-0




677
 □ Player A
 ■ Player B
 Hastings
 [Fritz 12 (5s)]

1953



679
 □ Player A
 ■ Player B
 USA
 [Fritz 12 (5s)]

1941




1-0

678
 □ Player A
 ■ Player B
 Koeln Cup
 [Fritz 12 (5s)]

1988


0-1



1-0


680
 □ Player A
 ■ Player B
 [Fritz 12 (5s)]

1-0



681
 □ Player A
 ■ Player B
 Moskau
 [Fritz 12 (5s)]

1977




1-0

682
 □ Player A
 ■ Player B
 Biel
 [Fritz 12 (5s)]


1988

1-0



683
 □ Player A
 ■ Player B
 Fernpartie
 [Fritz 12 (5s)]

1968




0-1

684
 □ Player A
 ■ Player B
 Moskau
 [Fritz 12 (5s)]

1950

1/2-1/2




685
 □ Player A
 ■ Player B
 Syktywkar
 [Fritz 12 (5s)]

1978

687
 □ Player A
 ■ Player B
 Tscheljabinsk
 [Fritz 12 (5s)]


1973



0-1

686
 □ Player A
 ■ Player B
 Bled
 [Fritz 12 (5s)]

1961




0-1

688
 □ Player A
 ■ Player B
 Budapest
 [Fritz 12 (5s)]

1993


1-0

1-0




689
 □ Player A
 ■ Player B
 Fond du Lac
 [Fritz 12 (5s)]

1990



691
 □ Player A
 ■ Player B
 Taschkent
 [Fritz 12 (5s)]

1985




1-0

690
 □ Player A
 ■ Player B
 Neuseeland
 [Fritz 12 (5s)]

1911

1-0




0-1

692
 □ Player A
 ■ Player B
 Saratow
 [Fritz 12 (5s)]


1992

1-0



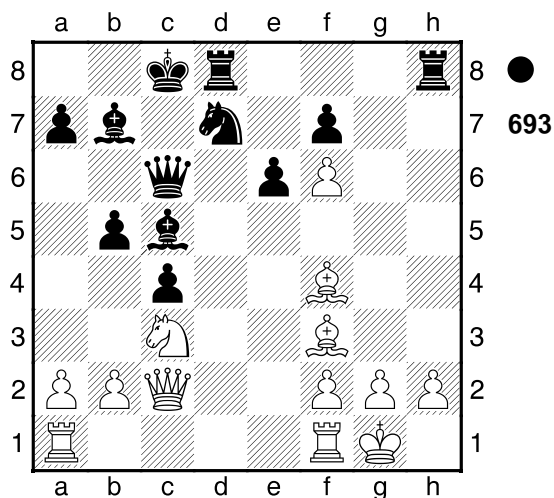
693
 □ Player A
 ■ Player B
 Schweden
 [Fritz 12 (5s)]

1974



695
 □ Player A
 ■ Player B
 Tbilissi
 [Fritz 12 (5s)]


1937



0-1

694
 □ Player A
 ■ Player B
 Olympiade
 [Fritz 12 (5s)]

1974




1-0

696
 □ Player A
 ■ Player B
 Leningrad
 [Fritz 12 (5s)]

1934

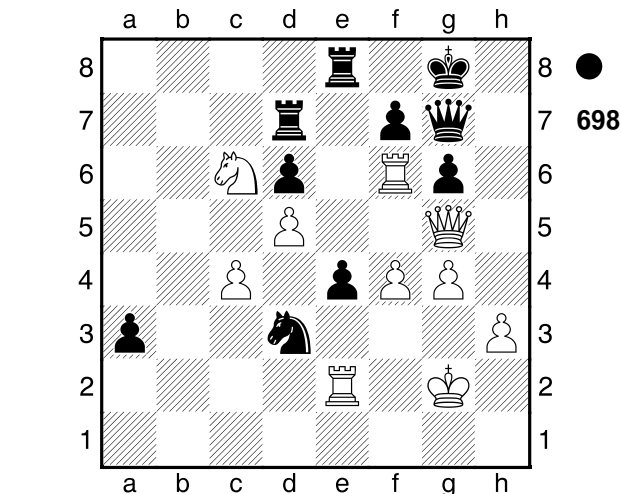
0-1

1-0




697
 □ Player A
 ■ Player B
 Manila
 [Fritz 12 (5s)]

1983



699
 □ Player A
 ■ Player B
 Helsinki
 [Fritz 12 (5s)]

1962




1-0

698
 □ Player A
 ■ Player B
 Russland
 [Fritz 12 (5s)]

1992

0-1




0-1

700
 □ Player A
 ■ Player B
 Oradea
 [Fritz 12 (5s)]

1948

1/2-1/2




701
 □ Player A
 ■ Player B
 Fernpartie
 [Fritz 12 (5s)]

1963

703
 □ Player A
 ■ Player B
 Archangelsk
 [Fritz 12 (5s)]


1963



1-0

702
 □ Player A
 ■ Player B
 Partieverante
 [Fritz 12 (5s)]

1985




1-0

704
 □ Player A
 ■ Player B
 Biel
 [Fritz 12 (5s)]

1985


1-0

0-1



705
 □ Player A
 ■ Player B
 Orenburg
 [Fritz 12 (5s)]

1964




1-0

706
 □ Player A
 ■ Player B
 Moskau
 [Fritz 12 (5s)]


1974

1-0



707
 □ Player A
 ■ Player B
 Niederlande
 [Fritz 12 (5s)]


1954



1-0


708
 □ Player A
 ■ Player B
 [Fritz 12 (5s)]

1-0




709
 □ Player A
 ■ Player B
 Daugawpils
 [Fritz 12 (5s)]

1989



711
 □ Player A
 ■ Player B
 Kecskemet
 [Fritz 12 (5s)]


1992



1/2-1/2

710
 □ Player A
 ■ Player B
 Heidelberg
 [Fritz 12 (5s)]

1949



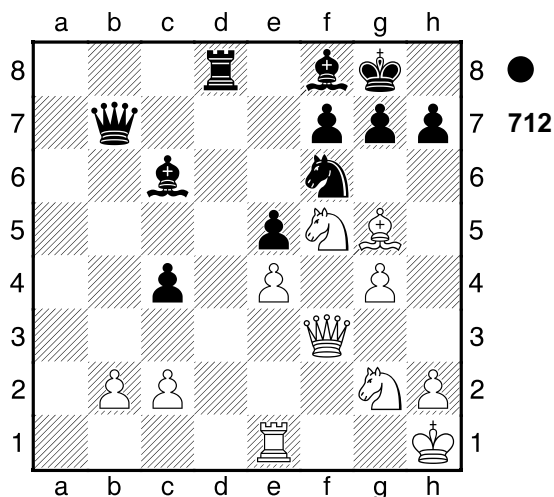
1-0

712
 □ Player A
 ■ Player B
 Swerdlowsk
 [Fritz 12 (5s)]

1945


0-1

0-1




713
 □ Player A
 ■ Player B
 Riga
 [Fritz 12 (5s)]

1985



715
 □ Player A
 ■ Player B
 Montpellier
 [Fritz 12 (5s)]


1985



1-0

714
 □ Player A
 ■ Player B
 Mannheim
 [Fritz 12 (5s)]

1-0




0-1

716
 □ Player A
 ■ Player B
 UdSSR
 [Fritz 12 (5s)]

0-1


1948

1960




717
 □ Player A
 ■ Player B
 Bordeaux
 [Fritz 12 (5s)]

1992



719
 □ Player A
 ■ Player B
 Tilburg
 [Fritz 12 (5s)]


1991



1-0

718
 □ Player A
 ■ Player B
 UdSSR
 [Fritz 12 (5s)]

1-0




0-1

720
 □ Player A
 ■ Player B
 Leningrad
 [Fritz 12 (5s)]


1-0

1951



721
 □ Player A
 ■ Player B
 Kizila
 [Fritz 12 (5s)]

1960




1-0

722
 □ Player A
 ■ Player B
 Sofia
 [Fritz 12 (5s)]


1949

1-0



723
 □ Player A
 ■ Player B
 Moskau
 [Fritz 12 (5s)]

1931




0-1

724
 □ Player A
 ■ Player B
 Monaco
 [Fritz 12 (5s)]


1969

1-0




725
 □ Player A
 ■ Player B
 Groningen
 [Fritz 12 (5s)]

1946



727
 □ Player A
 ■ Player B
 Kandidatenturnier
 [Fritz 12 (5s)]


1953



1-0

726
 □ Player A
 ■ Player B
 Moskau
 [Fritz 12 (5s)]

1947




1-0

728
 □ Player A
 ■ Player B
 Petersburg
 [Fritz 12 (5s)]


1913

1-0

0-1



729
 □ Player A
 ■ Player B
 Saratow
 [Fritz 12 (5s)]




0-1

730
 □ Player A
 ■ Player B
 Moskau
 [Fritz 12 (5s)]

1-0


731
 □ Player A
 ■ Player B
 [Fritz 12 (5s)]




1-0

732
 □ Player A
 ■ Player B
 [Fritz 12 (5s)]


1-0






733
 □ Player A
 ■ Player B
 London
 [Fritz 12 (5s)]

1992



735
 □ Player A
 ■ Player B
 Kraakow
 [Fritz 12 (5s)]

1990




1-0

734
 □ Player A
 ■ Player B
 Partieveriante
 [Fritz 12 (5s)]

1984

1-0




0-1

736
 □ Player A
 ■ Player B
 Buenos Aires
 [Fritz 12 (5s)]


1947

1-0




737
 □ Player A
 ■ Player B
 Gera
 [Fritz 12 (5s)]

1962



739
 □ Player A
 ■ Player B
 Stockholm
 [Fritz 12 (5s)]

1962

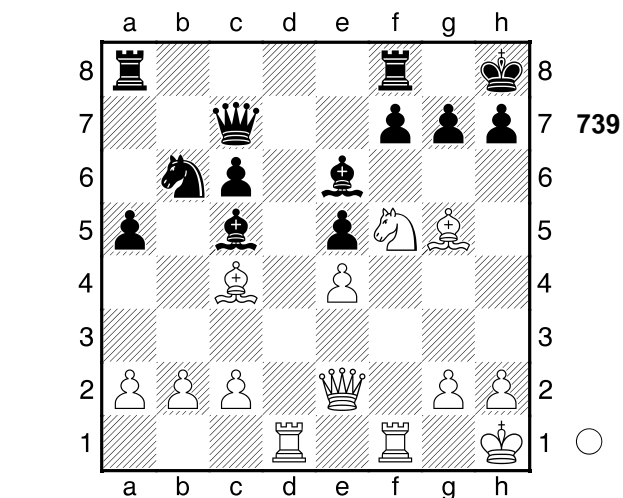


1-0

738
 □ Player A
 ■ Player B
 Gera
 [Fritz 12 (5s)]

1962

1-0




1-0

740
 □ Player A
 ■ Player B
 Leningrad
 [Fritz 12 (5s)]


1938

0-1




741
 □ Player A
 ■ Player B
 CSR
 [Fritz 12 (5s)]

1957



743
 □ Player A
 ■ Player B
 Helsinki
 [Fritz 12 (5s)]


1957



1-0

742
 □ Player A
 ■ Player B
 Kiew
 [Fritz 12 (5s)]

1/2-1/2




0-1

744
 □ Player A
 ■ Player B
 Bukarest
 [Fritz 12 (5s)]


1-0

1953




745
 □ Player A
 ■ Player B
 Buenos Aires
 [Fritz 12 (5s)]

1955



747
 □ Player A
 ■ Player B
 Hamburg
 [Fritz 12 (5s)]

1946




1-0

746
 □ Player A
 ■ Player B
 Ungarn
 [Fritz 12 (5s)]

1962

1-0




1-0

748
 □ Player A
 ■ Player B
 UdSSR
 [Fritz 12 (5s)]


1956

1-0




749
 □ Player A
 ■ Player B
 Partievariante
 [Fritz 12 (5s)]

1945




751
 □ Player A
 ■ Player B
 Reykjavik
 [Fritz 12 (5s)]

1957



1-0



1-0

750
 □ Player A
 ■ Player B
 Leningrad
 [Fritz 12 (5s)]


1949

752
 □ Player A
 ■ Player B
 Simultan Tbilssi
 [Fritz 12 (5s)]

1965


1-0

1-0



753
 □ Player A
 ■ Player B
 UdSSR
 [Fritz 12 (5s)]


1964



1-0

754
 □ Player A
 ■ Player B
 [Fritz 12 (5s)]

0-1




755
 □ Player A
 ■ Player B
 [Fritz 12 (5s)]

1-0

756
 □ Player A
 ■ Player B
 Neapel
 [Fritz 12 (5s)]


1914

1-0



757
 □ Player A
 ■ Player B
 Ostende
 [Fritz 12 (5s)]

1907




1-0

758
 □ Player A
 ■ Player B
 St. Petersburg
 [Fritz 12 (5s)]


1893

1-0



759
 □ Player A
 ■ Player B
 [Fritz 12 (5s)]

1907




1-0

760
 □ Player A
 ■ Player B
 Hastings
 [Fritz 12 (5s)]


1935

1-0




761
 □ Player A
 ■ Player B
 RSFSR
 [Fritz 12 (5s)]

1966



763
 □ Player A
 ■ Player B
 Italien
 [Fritz 12 (5s)]


1993



1-0

762
 □ Player A
 ■ Player B
 Imperia
 [Fritz 12 (5s)]

1961




0-1

764
 □ Player A
 ■ Player B
 Karlsbad
 [Fritz 12 (5s)]

1911


0-1

1-0




765
 □ Player A
 ■ Player B
 Hamburg
 [Fritz 12 (5s)]

1960




767
 □ Player A
 ■ Player B
 Berlin
 [Fritz 12 (5s)]

1969



1-0



1-0

766
 □ Player A
 ■ Player B
 Monaco
 [Fritz 12 (5s)]


1969

768
 □ Player A
 ■ Player B
 Kopenhagen
 [Fritz 12 (5s)]

1990

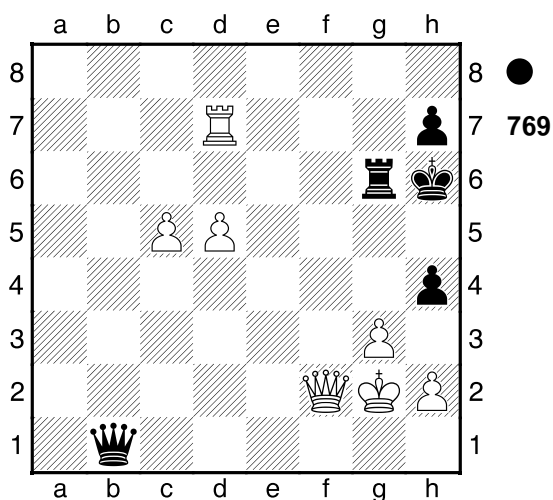
0-1

1-0



769
 □ Player A
 ■ Player B
 Polen
 [Fritz 12 (5s)]


1970



1/2-1/2


770
 □ Player A
 ■ Player B
 Rumaenien
 [Fritz 12 (5s)]

0-1



771
 □ Player A
 ■ Player B
 [Fritz 12 (5s)]


1-0



772
 □ Player A
 ■ Player B
 Tiblissi
 [Fritz 12 (5s)]


1-0

1960




773
 □ Player A
 ■ Player B
 Leningrad
 [Fritz 12 (5s)]

1956




775
 □ Player A
 ■ Player B
 Rumaenien
 [Fritz 12 (5s)]

1957



0-1



1-0

774
 □ Player A
 ■ Player B
 Luzern
 [Fritz 12 (5s)]


1982

776
 □ Player A
 ■ Player B
 Riga
 [Fritz 12 (5s)]

1992


0-1

1-0




777
 □ Player A
 ■ Player B
 Leningrad
 [Fritz 12 (5s)]

1980




779
 □ Player A
 ■ Player B
 Odessa
 [Fritz 12 (5s)]

1982



1-0



1-0

778
 □ Player A
 ■ Player B
 Moskau
 [Fritz 12 (5s)]


1955

780
 □ Player A
 ■ Player B
 Petersburg
 [Fritz 12 (5s)]

1894


0-1

1-0




781
 □ Player A
 ■ Player B
 UdSSR
 [Fritz 12 (5s)]

1990



783
 □ Player A
 ■ Player B
 Lwow
 [Fritz 12 (5s)]


1984



1-0

782
 □ Player A
 ■ Player B
 Gmuend
 [Fritz 12 (5s)]

1991




0-1

784
 □ Player A
 ■ Player B
 USA
 [Fritz 12 (5s)]

1980


0-1

1-0




785
 □ Player A
 ■ Player B
 Budapest
 [Fritz 12 (5s)]

1962



787
 □ Player A
 ■ Player B
 Halle
 [Fritz 12 (5s)]


1984



0-1

786
 □ Player A
 ■ Player B
 Kecskemet
 [Fritz 12 (5s)]


1-0




1-0

788
 □ Player A
 ■ Player B
 Fernpartie
 [Fritz 12 (5s)]

0-1




789
 □ Player A
 ■ Player B
 Cruz
 [Fritz 12 (5s)]



0-1


790
 □ Player A
 ■ Player B
 USA
 [Fritz 12 (5s)]

0-1



791
 □ Player A
 ■ Player B
 Prag
 [Fritz 12 (5s)]

1960

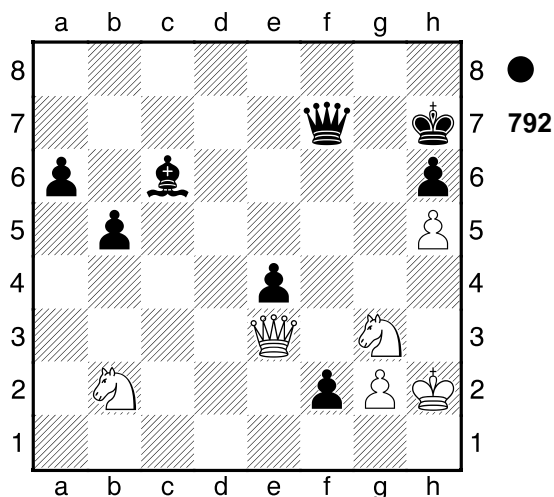


1-0

792
 □ Player A
 ■ Player B
 Hallsberg
 [Fritz 12 (5s)]


1992

0-1




793
 □ Player A
 ■ Player B
 Fernpartie
 [Fritz 12 (5s)]

1968



795
 □ Player A
 ■ Player B
 Ribeira
 [Fritz 12 (5s)]


1956



0-1

794
 □ Player A
 ■ Player B
 Mar del Plata
 [Fritz 12 (5s)]

1928




0-1

796
 □ Player A
 ■ Player B
 Fernpartie
 [Fritz 12 (5s)]

1973


1-0

1-0




797
 □ Player A
 ■ Player B
 Groningen
 [Fritz 12 (5s)]

1969



799
 □ Player A
 ■ Player B
 Sotschi
 [Fritz 12 (5s)]

1958




0-1

798
 □ Player A
 ■ Player B
 Malmoe
 [Fritz 12 (5s)]

1986

1-0




0-1

800
 □ Player A
 ■ Player B
 Havanna
 [Fritz 12 (5s)]

1967

0-1




801
 □ Player A
 ■ Player B
 England
 [Fritz 12 (5s)]

1964

803
 □ Player A
 ■ Player B
 Mendoza
 [Fritz 12 (5s)]


1955



0-1

802
 □ Player A
 ■ Player B
 Fernpartie
 [Fritz 12 (5s)]


0-1




804
 □ Player A
 ■ Player B
 Novi Sad
 [Fritz 12 (5s)]

1990

1-0




1-0




805
 □ Player A
 ■ Player B
 Ostende
 [Fritz 12 (5s)]

1905



807
 □ Player A
 ■ Player B
 Moskau
 [Fritz 12 (5s)]


1958



1-0

806
 □ Player A
 ■ Player B
 Fernpartie
 [Fritz 12 (5s)]

1-0




1-0

808
 □ Player A
 ■ Player B
 Moskau
 [Fritz 12 (5s)]

1986

1...Txf3 2.gxf3 d5 3.cxd5



808 ●

[3.Dd1 Lh3 4.Dxd5+ (4.fxe4??)]

0-1

809


□ Player A

■ Player B

UdSSR

1990

[Fritz 12 (5s)]



809 ○

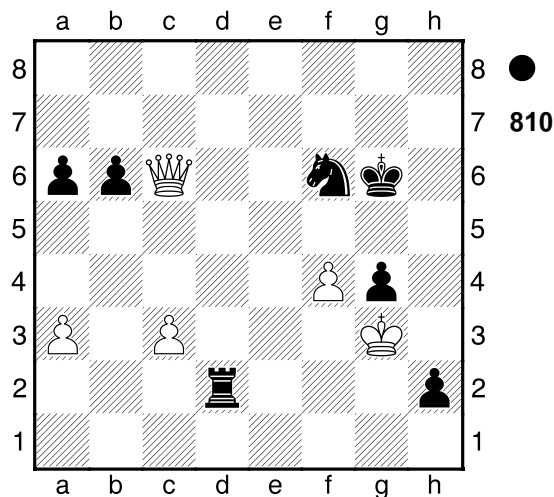
1-0

810

□ Player A

■ Player B

[Fritz 12 (5s)]



810 ●

0-1

811


□ Player A

■ Player B

Riga

1936

[Fritz 12 (5s)]



811 ○

1/2-1/2

812


□ Player A

■ Player B

Fernpartie

[Fritz 12 (5s)]

1902



1-0

813

□ Player A

■ Player B


UdSSR

[Fritz 12 (5s)]

1984

(Diagramm 813)

0-1



814


□ Player A

■ Player B

BRD

[Fritz 12 (5s)]

1977



1-0

815

□ Player A

■ Player B


New York

[Fritz 12 (5s)]

1966

(Diagramm 815)

1-0



816


□ Player A

■ Player B

London

[Fritz 12 (5s)]

1883



1-0

817

□ Player A

■ Player B


London

[Fritz 12 (5s)]

1883

(Diagramm 817)

1-0



818


□ Player A

■ Player B

Sofia

[Fritz 12 (5s)]

1956




1-0

819

□ Player A

■ Player B


[Fritz 12 (5s)]



1-0

820


□ Player A
■ Player B
[Fritz 12 (5s)]



1-0

821

□ Player A
■ Player B
Hamburg
[Fritz 12 (5s)]




0-1

822

□ Player A
■ Player B
Bern
[Fritz 12 (5s)]

1993



1-0

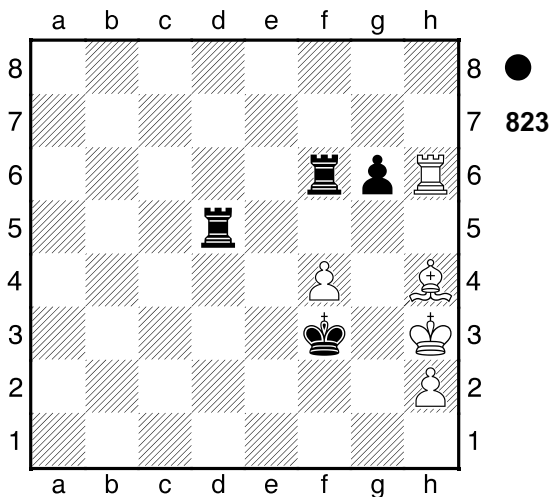
823

□ Player A
■ Player B
Bruessel
[Fritz 12 (5s)]

1993

(Diagramm 823)

0-1



824


□ **Player A**

■ **Player B**

London

1987

[Fritz 12 (5s)]



1-0

825

□ **Player A**

■ **Player B**


Tilburg

1990

[Fritz 12 (5s)]

(Diagramm 825)

0-1



826


□ **Player A**

■ **Player B**

Rotterdam

1987

[Fritz 12 (5s)]



1-0

827

□ **Player A**

■ **Player B**


Linares

1995

[Fritz 12 (5s)]

(Diagramm 827)

0-1



828


□ Player A

■ Player B

London

1990

[Fritz 12 (5s)]



0-1

829

□ Player A

■ Player B


Singapur

1990

[Fritz 12 (5s)]

(Diagramm 829)

1-0



830


□ Player A

■ Player B

Singapur

1990

[Fritz 12 (5s)]



1-0

831

□ Player A

■ Player B


Lyon

1990

[Fritz 12 (5s)]

(Diagramm 831)

0-1



832


□ Player A

■ Player B

Potsdam

1988

[Fritz 12 (5s)]



0-1

833

□ Player A


■ Player B

Potsdam

1989

[Fritz 12 (5s)]

(Diagramm 833)



0-1

834


□ Player A

■ Player B

Taschkent

1989

[Fritz 12 (5s)]



1-0

835

□ Player A


■ Player B

Potsdam

1990

[Fritz 12 (5s)]

(Diagramm 835)



1-0

836


□ **Player A**

■ **Player B**

Kopenhagen

[Fritz 12 (5s)]

1990



1-0

837

□ **Player A**


■ **Player B**

UdSSR

[Fritz 12 (5s)]

1990

(Diagramm 837)



1-0

838


□ **Player A**

■ **Player B**

Niederlande

[Fritz 12 (5s)]

1988



1-0

839

□ **Player A**


■ **Player B**

Wien

[Fritz 12 (5s)]

1986

(Diagramm 839)



0-1

840


□ Player A

■ Player B

Kopenhagen

[Fritz 12 (5s)]

1989



0-1

841

□ Player A


■ Player B

Budapest

[Fritz 12 (5s)]

1989

(Diagramm 841)



0-1

842


□ Player A

■ Player B

Boston

[Fritz 12 (5s)]

1987



0-1

843

□ Player A


■ Player B

Randers

[Fritz 12 (5s)]

1990

(Diagramm 843)



1-0

844


□ **Player A**

■ **Player B**

Wijk aan Zee

[Fritz 12 (5s)]

1990




1-0

845

□ **Player A**

■ **Player B**

[Fritz 12 (5s)]



1-0

846


□ **Player A**

■ **Player B**

Wien

[Fritz 12 (5s)]

1940



1-0

847

□ **Player A**

■ **Player B**


Toulouse

[Fritz 12 (5s)]

1989

(Diagramm 847)

1-0



848


□ Player A

■ Player B

Moskau

1990

[Fritz 12 (5s)]



1-0

849

□ Player A

■ Player B


London

1989

[Fritz 12 (5s)]

(Diagramm 849)

1-0



850


□ Player A

■ Player B

Gausdal

1989

[Fritz 12 (5s)]



1-0

851

□ Player A

■ Player B


Finnland

1989

[Fritz 12 (5s)]

(Diagramm 851)

1-0



852


□ Player A

■ Player B

Berlin

1990

[Fritz 12 (5s)]




1-0

853

□ Player A

■ Player B

[Fritz 12 (5s)]



0-1

854


□ Player A

■ Player B

Ungarn

1989

[Fritz 12 (5s)]



1-0

855

□ Player A

■ Player B


Sevilla

1988

[Fritz 12 (5s)]

(Diagramm 855)

1-0



856


□ Player A

■ Player B

Ungarn

[Fritz 12 (5s)]

1989




1-0

857

□ Player A

■ Player B

[Fritz 12 (5s)]




1-0

858

□ Player A

■ Player B

[Fritz 12 (5s)]



1-0

859


□ Player A

■ Player B

Hastings

[Fritz 12 (5s)]

1989



0-1

860

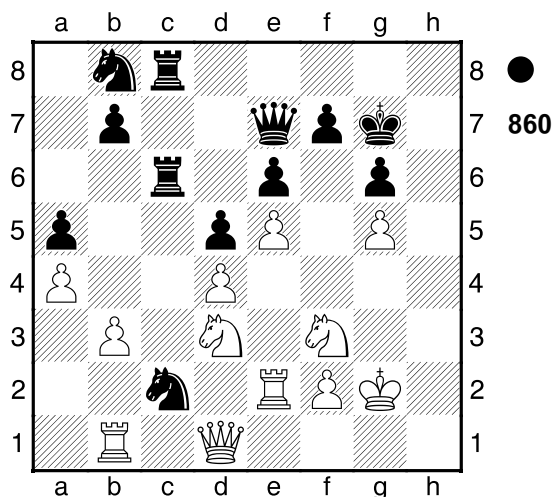
□ **Player A**

■ **Player B**

Ungarn

1990

[Fritz 12 (5s)]



0-1

861

□ **Player A**


■ **Player B**

Kopenhagen

1989

[Fritz 12 (5s)]

(Diagramm 861)



1-0

862


□ **Player A**

■ **Player B**

Gausdal

1987

[Fritz 12 (5s)]



1-0

863

□ **Player A**


■ **Player B**

Lugano

1987

[Fritz 12 (5s)]

(Diagramm 863)



0-1

864


□ **Player A**

■ **Player B**

Helsinki

1989

[Fritz 12 (5s)]



1-0

865

□ **Player A**


■ **Player B**

Indien

1989

[Fritz 12 (5s)]

(Diagramm 865)



1-0

866


□ **Player A**

■ **Player B**

Haifa

1989

[Fritz 12 (5s)]



0-1

867

□ **Player A**


■ **Player B**

Kislowodsk

1988

[Fritz 12 (5s)]

(Diagramm 867)



1-0

868


□ **Player A**

■ **Player B**

Balatonbereny

1989

[Fritz 12 (5s)]



1-0

869

□ **Player A**

■ **Player B**


Frunse

1989

[Fritz 12 (5s)]

(Diagramm 869)

1-0



870


□ **Player A**

■ **Player B**

Rostock

1990

[Fritz 12 (5s)]



1-0

871

□ **Player A**

■ **Player B**


Budapest

1989

[Fritz 12 (5s)]

(Diagramm 871)

0-1



872


□ Player A

■ Player B

Bruessel

1989

[Fritz 12 (5s)]



0-1

873

□ Player A


■ Player B

Moskau

1989

[Fritz 12 (5s)]

(Diagramm 873)



1-0

874


□ Player A

■ Player B

Gausdal

1988

[Fritz 12 (5s)]



1-0

875

□ Player A


■ Player B

Trnava

1989

[Fritz 12 (5s)]

(Diagramm 875)



1-0

876


□ Player A

■ Player B

Budapest

1989

[Fritz 12 (5s)]



1-0

877

□ Player A

■ Player B


Wijk aan Zee

1990

[Fritz 12 (5s)]

(Diagramm 877)

0-1



878


□ Player A

■ Player B

Jaroslavl

1989

[Fritz 12 (5s)]



0-1

879

□ Player A

■ Player B


Minsk

1990

[Fritz 12 (5s)]

(Diagramm 879)

0-1



880


□ Player A

■ Player B

Dresden

1989

[Fritz 12 (5s)]



0-1

881

□ Player A

■ Player B


Antwerpen

1901

[Fritz 12 (5s)]

(Diagramm 881)

1-0



882


□ Player A

■ Player B

Bundesliga

1988

[Fritz 12 (5s)]



0-1

883

□ Player A

■ Player B


Prag

1957

[Fritz 12 (5s)]

(Diagramm 883)

1-0



884


□ **Player A**

■ **Player B**

Moskau

1981

[Fritz 12 (5s)]



1/2-1/2

885

□ **Player A**

■ **Player B**


UdSSR

1987

[Fritz 12 (5s)]

(Diagramm 885)

1-0



886


□ **Player A**

■ **Player B**

Partievariante

1792

[Fritz 12 (5s)]



1-0

887

□ **Player A**

■ **Player B**


Ungarn

1980

[Fritz 12 (5s)]

(Diagramm 887)

1-0



888


□ Player A

■ Player B

Niederlande

[Fritz 12 (5s)]

1980



1-0

889

□ Player A

■ Player B


CSSR

[Fritz 12 (5s)]

1980

(Diagramm 889)

0-1



890


□ Player A

■ Player B

Sotschi

[Fritz 12 (5s)]

1980



1-0

891

□ Player A

■ Player B


Val Thorens

[Fritz 12 (5s)]

1980

(Diagramm 891)

1-0



892


□ Player A

■ Player B

Ungarn

1980

[Fritz 12 (5s)]



1-0

893

□ Player A

■ Player B


UdSSR

1980

[Fritz 12 (5s)]

(Diagramm 893)

1-0



894


□ Player A

■ Player B

Mexiko

1980

[Fritz 12 (5s)]



0-1

895

□ Player A

■ Player B


Halsberg

1980

[Fritz 12 (5s)]

(Diagramm 895)

1-0



896


□ Player A

■ Player B

UdSSR

[Fritz 12 (5s)]

1980



1-0

897

□ Player A


■ Player B

Biel

[Fritz 12 (5s)]

1980

(Diagramm 897)



1-0

898


□ Player A

■ Player B

UdSSR

[Fritz 12 (5s)]

1980



1-0

899

□ Player A


■ Player B

CSSR

[Fritz 12 (5s)]

1980


(Diagramm 899)



1-0

900


□ Player A
 ■ Player B
 [Fritz 12 (5s)]



0-1

901

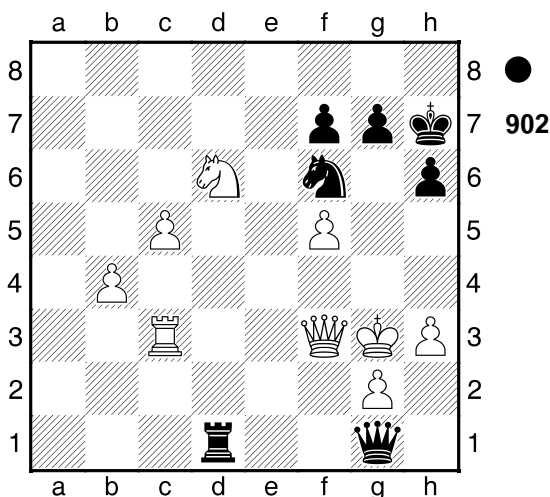
□ Player A
 ■ Player B
 Uljma
 [Fritz 12 (5s)]



1-0

902

□ Player A
 ■ Player B
 Ungarn
 [Fritz 12 (5s)]




0-1

903

□ Player A
 ■ Player B
 Ungarn
 [Fritz 12 (5s)]

(Diagramm 903)

1-0



1981

1981

1980

904


□ **Player A**

■ **Player B**

Vrnjacka Banja

[Fritz 12 (5s)]

1981



1-0

905

□ **Player A**

■ **Player B**


Italien

[Fritz 12 (5s)]

1980

(Diagramm 905)

0-1



906

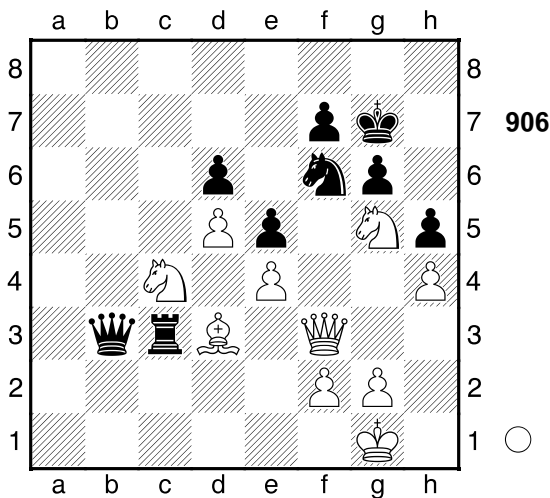
□ **Player A**

■ **Player B**

England

[Fritz 12 (5s)]

1981



1-0

907

□ **Player A**

■ **Player B**


Daenemark

[Fritz 12 (5s)]

1981

(Diagramm 907)

1-0



908

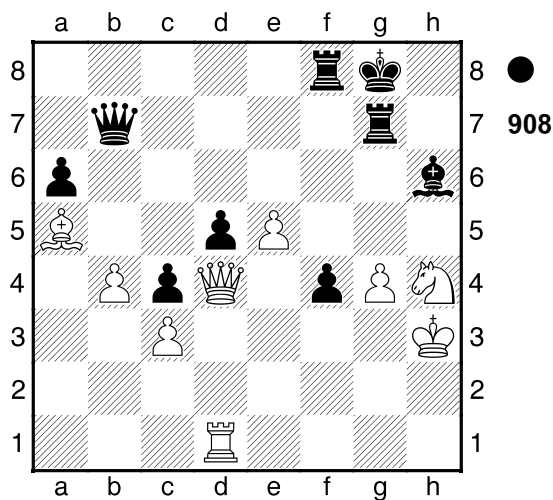
□ Player A

■ Player B

New York

1981

[Fritz 12 (5s)]



0-1

909

□ Player A


■ Player B

Uljma

1981

[Fritz 12 (5s)]

(Diagramm 909)



1-0

910


□ Player A

■ Player B

UdSSR

1980

[Fritz 12 (5s)]



1-0

911

□ Player A


■ Player B

UdSSR

1980

[Fritz 12 (5s)]

(Diagramm 911)



1-0

912


□ Player A

■ Player B

Bukarest

[Fritz 12 (5s)]

1981



0-1

913

□ Player A


■ Player B

Bukarest

[Fritz 12 (5s)]

1981

(Diagramm 913)



1-0

914


□ Player A

■ Player B

Stary Smokovec

[Fritz 12 (5s)]

1981



1-0

915

□ Player A


■ Player B

Griechenland

[Fritz 12 (5s)]

1981

(Diagramm 915)



1-0

916


□ **Player A**

■ **Player B**

Lugano

1981

[Fritz 12 (5s)]



1-0

917

□ **Player A**


■ **Player B**

Rumaenien

1976

[Fritz 12 (5s)]

(Diagramm 917)



1-0

918


□ **Player A**

■ **Player B**

Polen

1975

[Fritz 12 (5s)]



1-0

919

□ **Player A**


■ **Player B**

Fernpartie

1976

[Fritz 12 (5s)]

(Diagramm 919)



0-1

920


□ Player A

■ Player B

Hastings

[Fritz 12 (5s)]

1975



0-1

921

□ Player A


■ Player B

UdSSR

[Fritz 12 (5s)]

1976

(Diagramm 921)



0-1

922


□ Player A

■ Player B

UdSSR

[Fritz 12 (5s)]

1976



0-1

923

□ Player A


■ Player B

UdSSR

[Fritz 12 (5s)]

1976

(Diagramm 923)



1-0

924


□ **Player A**

■ **Player B**

Tjentiste

[Fritz 12 (5s)]

1975



1-0

925

□ **Player A**


■ **Player B**

UdSSR

[Fritz 12 (5s)]

1975

(Diagramm 925)



1-0

926


□ **Player A**

■ **Player B**

CSSR

[Fritz 12 (5s)]

1975



1-0

927

□ **Player A**


■ **Player B**

DDR

[Fritz 12 (5s)]

1975

(Diagramm 927)



1-0

928


□ **Player A**

■ **Player B**

Mongolei

[Fritz 12 (5s)]

1975



1-0

929

□ **Player A**


■ **Player B**

UdSSR

[Fritz 12 (5s)]

1975

(Diagramm 929)



1-0

930


□ **Player A**

■ **Player B**

Buenos Aires

[Fritz 12 (5s)]

1975



0-1

931

□ **Player A**


■ **Player B**

Bulgarien

[Fritz 12 (5s)]

1975

(Diagramm 931)



0-1

932


□ Player A

■ Player B

Olomouc

1975

[Fritz 12 (5s)]



0-1

933

□ Player A


■ Player B

Mar del Plata

1975

[Fritz 12 (5s)]

(Diagramm 933)



0-1

934


□ Player A

■ Player B

BRD

1975

[Fritz 12 (5s)]



1-0

935

□ Player A


■ Player B

Sverige

1975

[Fritz 12 (5s)]

(Diagramm 935)



1-0

936

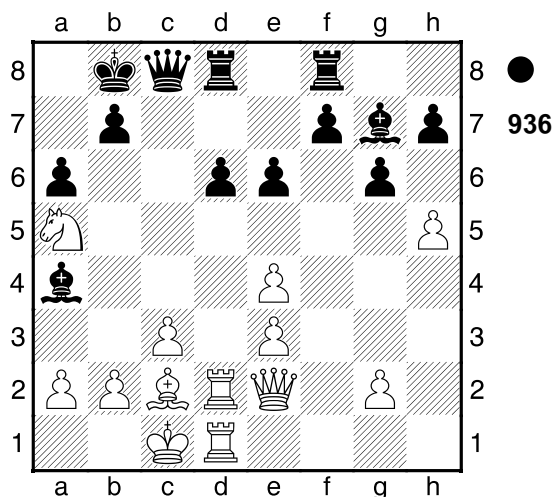
□ **Player A**

■ **Player B**

DDR

1975

[Fritz 12 (5s)]



0-1

937

□ **Player A**


■ **Player B**

Jugoslawien

1975

[Fritz 12 (5s)]

(Diagramm 937)



1-0

938


□ **Player A**

■ **Player B**

Istanbul

1975

[Fritz 12 (5s)]



0-1

939

□ **Player A**


■ **Player B**

BRD

1975

[Fritz 12 (5s)]

(Diagramm 939)



1-0

940


□ Player A

■ Player B

UdSSR

[Fritz 12 (5s)]

1977



1-0

941

□ Player A

■ Player B


Budapest

[Fritz 12 (5s)]

1977

(Diagramm 941)

1-0



942


□ Player A

■ Player B

Argentinien

[Fritz 12 (5s)]

1976



1-0

943

□ Player A

■ Player B


UdSSR

[Fritz 12 (5s)]

1976

(Diagramm 943)

1-0



944


□ **Player A**

■ **Player B**

UdSSR

[Fritz 12 (5s)]

1976



1-0

945

□ **Player A**


■ **Player B**

Bratislava

[Fritz 12 (5s)]

1977

(Diagramm 945)



1-0

946


□ **Player A**

■ **Player B**

UdSSR

[Fritz 12 (5s)]

1976



1-0

947

□ **Player A**


■ **Player B**

UdSSR

[Fritz 12 (5s)]

1976

(Diagramm 947)



1-0

948


□ **Player A**

■ **Player B**

UdSSR

[Fritz 12 (5s)]

1976



0-1

949

□ **Player A**


■ **Player B**

Jerewan

[Fritz 12 (5s)]

1976

(Diagramm 949)



1-0

950


□ **Player A**

■ **Player B**

Fernpartie

[Fritz 12 (5s)]

1976



1-0

951

□ **Player A**


■ **Player B**

Jugoslawien

[Fritz 12 (5s)]

1976

(Diagramm 951)



0-1

952


□ **Player A**

■ **Player B**

Nigeria

[Fritz 12 (5s)]

1976



0-1

953

□ **Player A**

■ **Player B**


Ungarn

[Fritz 12 (5s)]

1976

(Diagramm 953)

0-1



954


□ **Player A**

■ **Player B**

Argentinien

[Fritz 12 (5s)]

1976



1-0

955

□ **Player A**

■ **Player B**


Jugoslawien

[Fritz 12 (5s)]

1976

(Diagramm 955)

1/2-1/2



956


□ Player A

■ Player B

New York

[Fritz 12 (5s)]

1976



1-0

957

□ Player A

■ Player B


Mexico

[Fritz 12 (5s)]

1976

(Diagramm 957)

1-0



958


□ Player A

■ Player B

Portugal

[Fritz 12 (5s)]

1976



1-0

959

□ Player A

■ Player B


Sverige

[Fritz 12 (5s)]

1976

(Diagramm 959)

1-0



960


□ **Player A**

■ **Player B**

Ungarn

1976

[Fritz 12 (5s)]



0-1

961

□ **Player A**

■ **Player B**


Mar del Plata

1976

[Fritz 12 (5s)]

(Diagramm 961)

1-0



962


□ **Player A**

■ **Player B**

Rumaenien

1976

[Fritz 12 (5s)]



0-1

963

□ **Player A**

■ **Player B**


Suisse

1978

[Fritz 12 (5s)]

(Diagramm 963)

1-0



964


□ **Player A**

■ **Player B**

Odzaci

1978

[Fritz 12 (5s)]



1-0

965

□ **Player A**

■ **Player B**


Hamar

1979

[Fritz 12 (5s)]

(Diagramm 965)

0-1



966

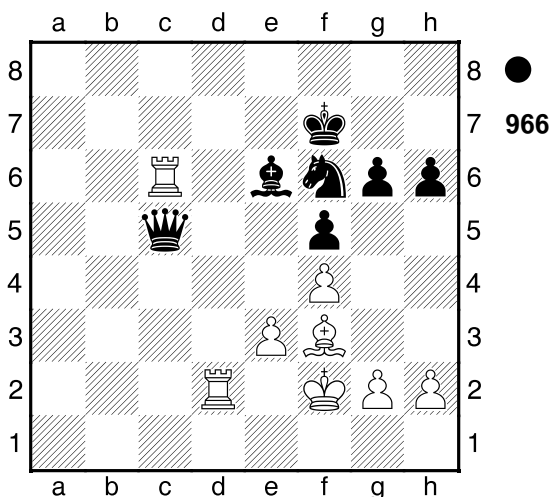
□ **Player A**

■ **Player B**

Ungarn

1979

[Fritz 12 (5s)]



0-1

967

□ **Player A**

■ **Player B**


Rumaenien

1979

[Fritz 12 (5s)]

(Diagramm 967)

1-0



968


□ Player A

■ Player B

Ungarn

1978

[Fritz 12 (5s)]



0-1

969

□ Player A


■ Player B

Benidorm

1979

[Fritz 12 (5s)]

(Diagramm 969)



0-1

970


□ Player A

■ Player B

Rom

1979

[Fritz 12 (5s)]



1-0

971

□ Player A


■ Player B

UdSSR

1979

[Fritz 12 (5s)]

(Diagramm 971)



1-0

972


□ Player A

■ Player B

UdSSR

[Fritz 12 (5s)]

1978



1/2-1/2

973

□ Player A

■ Player B


Polen

[Fritz 12 (5s)]

1979

(Diagramm 973)

1-0



974


□ Player A

■ Player B

Wroclaw

[Fritz 12 (5s)]

1979



0-1

975

□ Player A

■ Player B


Jugoslawien

[Fritz 12 (5s)]

1979

(Diagramm 975)

0-1



976


□ Player A

■ Player B

Halle

[Fritz 12 (5s)]

1978



1-0

977

□ Player A


■ Player B

CSSR

[Fritz 12 (5s)]

1979

(Diagramm 977)



0-1

978


□ Player A

■ Player B

UdSSR

[Fritz 12 (5s)]

1979



1-0

979

□ Player A

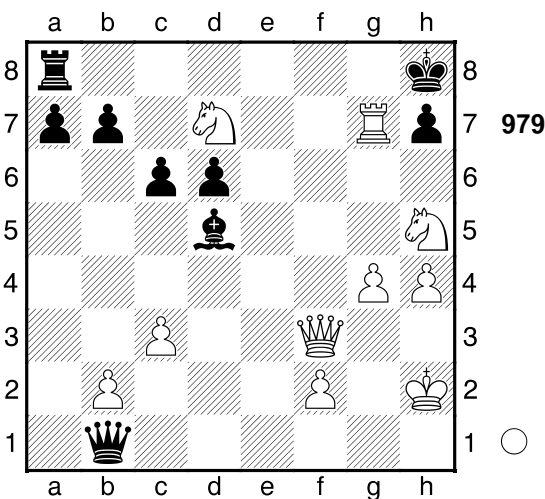
■ Player B

UdSSR

[Fritz 12 (5s)]

1980

(Diagramm 979)



1-0

980


□ Player A

■ Player B

Spanien

[Fritz 12 (5s)]

1979



1-0

981

□ Player A


■ Player B

UdSSR

[Fritz 12 (5s)]

1979

(Diagramm 981)



1-0

982


□ Player A

■ Player B

Bagneux

[Fritz 12 (5s)]

1979



1-0

983

□ Player A


■ Player B

England

[Fritz 12 (5s)]

1979

(Diagramm 983)



1-0

984


□ **Player A**

■ **Player B**

Kalkutta

1979

[Fritz 12 (5s)]



0-1

985

□ **Player A**

■ **Player B**


Osijek

1980

[Fritz 12 (5s)]

(Diagramm 985)

0-1



986


□ **Player A**

■ **Player B**

USA

1980

[Fritz 12 (5s)]



1-0

987

□ **Player A**

■ **Player B**


Jerewan

1980

[Fritz 12 (5s)]

(Diagramm 987)

1/2-1/2



988


□ Player A

■ Player B

UdSSR

[Fritz 12 (5s)]

1980



1/2-1/2

990


□ Player A

■ Player B

UdSSR

[Fritz 12 (5s)]

1980



0-1

989

□ Player A

■ Player B


UdSSR

[Fritz 12 (5s)]

1979

(Diagramm 989)

1/2-1/2



991

□ Player A

■ Player B


Hastings

[Fritz 12 (5s)]

1979

(Diagramm 991)

1-0



992


□ Player A

■ Player B

UdSSR

1980

[Fritz 12 (5s)]



1-0

993

□ Player A

■ Player B


Milano

1980

[Fritz 12 (5s)]

(Diagramm 993)

0-1



994


□ Player A

■ Player B

Prag

1979

[Fritz 12 (5s)]



1-0

995

□ Player A

■ Player B


Schweiz

1979

[Fritz 12 (5s)]

(Diagramm 995)

0-1



996


□ Player A

■ Player B

UdSSR

[Fritz 12 (5s)]

1980



1-0

997

□ Player A


■ Player B

UdSSR

[Fritz 12 (5s)]

1979

(Diagramm 997)



1-0

998


□ Player A

■ Player B

UdSSR

[Fritz 12 (5s)]

1979



0-1

999

□ Player A


■ Player B

Rumaenien

[Fritz 12 (5s)]

1980

(Diagramm 999)



1-0

1000


□ Player A

■ Player B

UdSSR

[Fritz 12 (5s)]

1977



1-0

1001

□ Player A

■ Player B


Stara Pazova

[Fritz 12 (5s)]

1988

(Diagramm 1001)

1-0



1002


□ Player A

■ Player B

Reykjavik

[Fritz 12 (5s)]

1988



0-1

1003

□ Player A

■ Player B


Vilnius

[Fritz 12 (5s)]

1988

(Diagramm 1003)

1-0



1004


□ Player A

■ Player B

Pula

1988

[Fritz 12 (5s)]



●
1004

0-1

1005

□ Player A


■ Player B

Pinal del Rio

1987

[Fritz 12 (5s)]

(Diagramm 1005)



○
1005

1-0

1006


□ Player A

■ Player B

UdSSR

1988

[Fritz 12 (5s)]



○
1006

1-0

1007

□ Player A


■ Player B

Saltsjoebaden

1988

[Fritz 12 (5s)]

(Diagramm 1007)



●
1007

1/2-1/2

1008


□ Player A

■ Player B

Arnhem

1988

[Fritz 12 (5s)]



1/2-1/2

1009

□ Player A

■ Player B


Hradec Kralove

1988

[Fritz 12 (5s)]

(Diagramm 1009)

1-0



1010


□ Player A

■ Player B

Kuba

1988

[Fritz 12 (5s)]



1-0

1011

□ Player A

■ Player B


UdSSR

1988

[Fritz 12 (5s)]

(Diagramm 1011)

1-0



1012


□ Player A

■ Player B

Trnava

1988

[Fritz 12 (5s)]



0-1

1013

□ Player A

■ Player B


Capelle la Grande

1988

[Fritz 12 (5s)]

(Diagramm 1013)

1-0



1014


□ Player A

■ Player B

Reykjavik

1988

[Fritz 12 (5s)]



1-0

1015

□ Player A

■ Player B


Magyarország

1988

[Fritz 12 (5s)]

(Diagramm 1015)

1-0



1016


□ **Player A**

■ **Player B**

Frunse

1988

[Fritz 12 (5s)]



1-0

1017

□ **Player A**


■ **Player B**

USA

1986

[Fritz 12 (5s)]

(Diagramm 1017)



1-0

1018


□ **Player A**

■ **Player B**

UdSSR

1987

[Fritz 12 (5s)]



1-0

1019

□ **Player A**


■ **Player B**

Capelle la Grande

1987

[Fritz 12 (5s)]

(Diagramm 1019)



1-0

1020


□ Player A

■ Player B

Bad Woerishofen

1987

[Fritz 12 (5s)]



1-0

1021

□ Player A

■ Player B

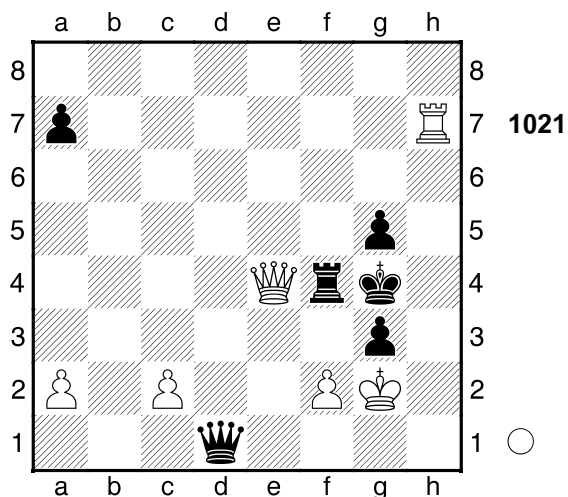
UdSSR

1987

[Fritz 12 (5s)]

(Diagramm 1021)

1-0



1022


□ Player A

■ Player B

Kuba

1987

[Fritz 12 (5s)]



1-0

1023

□ Player A

■ Player B


UdSSR

1987

[Fritz 12 (5s)]

(Diagramm 1023)

1-0



1024


□ Player A

■ Player B

Las Tunas

[Fritz 12 (5s)]

1987



1-0

1025

□ Player A

■ Player B


Moskau

[Fritz 12 (5s)]

1987

(Diagramm 1025)

0-1



1026


□ Player A

■ Player B

Milano

[Fritz 12 (5s)]

1987



1-0

1027

□ Player A

■ Player B


Tallin

[Fritz 12 (5s)]

1987

(Diagramm 1027)

0-1



1028


□ Player A

■ Player B

UdSSR

1987

[Fritz 12 (5s)]



0-1

1029

□ Player A

■ Player B


Santiago

1987

[Fritz 12 (5s)]

(Diagramm 1029)

0-1



1030


□ Player A

■ Player B

UdSSR

1987

[Fritz 12 (5s)]



0-1

1031

□ Player A

■ Player B


Bela Crkva

1987

[Fritz 12 (5s)]

(Diagramm 1031)


0-1



1032

□ Player A
 ■ Player B
 UdSSR
 [Fritz 12 (5s)]

1987



1-0


1033

□ Player A
 ■ Player B
 Beer Sheva
 [Fritz 12 (5s)]

1987

(Diagramm 1033)


1-0



1034

□ Player A
 ■ Player B
 Santiago
 [Fritz 12 (5s)]

1987



1-0


1035

□ Player A
 ■ Player B
 Harkany
 [Fritz 12 (5s)]

1987

(Diagramm 1035)

1-0



1036


□ Player A

■ Player B

Budapest

1987

[Fritz 12 (5s)]



0-1

1037

□ Player A

■ Player B


UdSSR

1987

[Fritz 12 (5s)]

(Diagramm 1037)

1-0



1038


□ Player A

■ Player B

London

1984

[Fritz 12 (5s)]



1-0

1039

□ Player A

■ Player B


Jugoslawien

1984

[Fritz 12 (5s)]

(Diagramm 1039)

1-0



1040


□ Player A

■ Player B

Calimanesti

[Fritz 12 (5s)]

1984



1-0

1041

□ Player A

■ Player B


New Dehli

[Fritz 12 (5s)]

1984

(Diagramm 1041)

1-0



1042


□ Player A

■ Player B

Turkey

[Fritz 12 (5s)]

1984



1-0

1043

□ Player A

■ Player B


Kuba

[Fritz 12 (5s)]

1984

(Diagramm 1043)

1-0



1044


□ Player A

■ Player B

Fernpartie

[Fritz 12 (5s)]

1984



1-0

1045

□ Player A

■ Player B


Mar del Plata

[Fritz 12 (5s)]

1984

(Diagramm 1045)

1/2-1/2



1046


□ Player A

■ Player B

Baile Herculane

[Fritz 12 (5s)]

1984



1/2-1/2

1047

□ Player A

■ Player B


Varna

[Fritz 12 (5s)]

1984

(Diagramm 1047)

1-0



1048


□ Player A

■ Player B

UdSSR

[Fritz 12 (5s)]

1984



1-0

1049

□ Player A

■ Player B


Trnava

[Fritz 12 (5s)]

1984

(Diagramm 1049)

1-0



1050


□ Player A

■ Player B

New York

[Fritz 12 (5s)]

1984



0-1

1051

□ Player A

■ Player B


Budapest

[Fritz 12 (5s)]

1984

(Diagramm 1051)

1-0



1052


□ Player A

■ Player B

Paraguay

[Fritz 12 (5s)]

1983



0-1

1053

□ Player A

■ Player B


UdSSR

[Fritz 12 (5s)]

1983

(Diagramm 1053)

0-1



1054


□ Player A

■ Player B

Niederlande

[Fritz 12 (5s)]

1983



1-0

1055

□ Player A

■ Player B


UdSSR

[Fritz 12 (5s)]

1983

(Diagramm 1055)

1-0



1056


□ Player A

■ Player B

UdSSR

[Fritz 12 (5s)]

1983



1-0

1057

□ Player A

■ Player B


Belfort

[Fritz 12 (5s)]

1983

(Diagramm 1057)

0-1



1058


□ Player A

■ Player B

Mexico

[Fritz 12 (5s)]

1983



0-1

1059

□ Player A

■ Player B


Ulan Bator

[Fritz 12 (5s)]

1983

(Diagramm 1059)

1-0



1060


□ Player A

■ Player B

Bela Crkva

[Fritz 12 (5s)]

1983



1-0

1061

□ Player A

■ Player B


UdSSR

[Fritz 12 (5s)]

1983

(Diagramm 1061)

1-0



1062


□ Player A

■ Player B

Stary Smokovec

[Fritz 12 (5s)]

1982



1-0

1063

□ Player A

■ Player B


UdSSR

[Fritz 12 (5s)]

1983

(Diagramm 1063)

1-0



1064


□ Player A

■ Player B

Variante

[Fritz 12 (5s)]

1983



1-0

1065

□ Player A

■ Player B


Fernpartie

[Fritz 12 (5s)]

1983

(Diagramm 1065)

1/2-1/2



1066


□ Player A

■ Player B

UdSSR

[Fritz 12 (5s)]

1983



0-1

1067

□ Player A

■ Player B


Variante

[Fritz 12 (5s)]

1983

(Diagramm 1067)

1-0



1068


□ Player A

■ Player B

Alicante

1983

[Fritz 12 (5s)]



1-0

1069

□ Player A

■ Player B


Variante

1983

[Fritz 12 (5s)]

(Diagramm 1069)

1-0



1070


□ Player A

■ Player B

UdSSR

1983

[Fritz 12 (5s)]



1-0

1071

□ Player A

■ Player B


Lugano

1983

[Fritz 12 (5s)]

(Diagramm 1071)


1-0



1072

□ Player A
 ■ Player B
 Magyarország
 [Fritz 12 (5s)]

1983



1-0


1073

□ Player A
 ■ Player B
 Manzanillo
 [Fritz 12 (5s)]

1983

(Diagramm 1073)


1-0



1074

□ Player A
 ■ Player B
 Partieverante
 [Fritz 12 (5s)]

1982



1-0


1075

□ Player A
 ■ Player B
 Caorle
 [Fritz 12 (5s)]

1982

(Diagramm 1075)

1-0



1076


□ Player A

■ Player B

UdSSR

[Fritz 12 (5s)]

1982



1-0

1077

□ Player A


■ Player B

UdSSR

[Fritz 12 (5s)]

1982

(Diagramm 1077)



1-0

1078


□ Player A

■ Player B

New York

[Fritz 12 (5s)]

1982



1-0

1079

□ Player A


■ Player B

Jugoslawien

[Fritz 12 (5s)]

1982

(Diagramm 1079)



0-1

1080


□ Player A

■ Player B

Jugoslawien

[Fritz 12 (5s)]

1982



1-0

1081

□ Player A

■ Player B


Fernpartie

[Fritz 12 (5s)]

1982

(Diagramm 1081)

0-1



1082


□ Player A

■ Player B

UdSSR

[Fritz 12 (5s)]

1982



1-0

1083

□ Player A

■ Player B


Luzern

[Fritz 12 (5s)]

1982

(Diagramm 1083)

1-0



1084


□ Player A

■ Player B

Variante

[Fritz 12 (5s)]

1982



1-0

1085

□ Player A

■ Player B


Fernpartie

[Fritz 12 (5s)]

1982

(Diagramm 1085)

1/2-1/2



1086


□ Player A

■ Player B

Luzern

[Fritz 12 (5s)]

1982



1-0

1087

□ Player A

■ Player B


Jugoslawien

[Fritz 12 (5s)]

1982

(Diagramm 1087)

1-0



1088


□ Player A

■ Player B

Corfu

[Fritz 12 (5s)]

1982



1-0

1089

□ Player A

■ Player B


Bela Crkva

[Fritz 12 (5s)]

1982

(Diagramm 1089)

0-1



1090


□ Player A

■ Player B

Polanica Zdroj

[Fritz 12 (5s)]

1982



1-0

1091

□ Player A

■ Player B


Reykjavik

[Fritz 12 (5s)]

1982

(Diagramm 1091)

1-0



1092


□ Player A

■ Player B

UdSSR

[Fritz 12 (5s)]

1981



1-0

1093

□ Player A

■ Player B


Rio de Janeiro

[Fritz 12 (5s)]

1982

(Diagramm 1093)

0-1



1094


□ Player A

■ Player B

UdSSR

[Fritz 12 (5s)]

1982



1-0

1095

□ Player A

■ Player B


USA

[Fritz 12 (5s)]

1982

(Diagramm 1095)

1-0



1096


□ Player A

■ Player B

UdSSR

[Fritz 12 (5s)]

1981



1/2-1/2

1097

□ Player A

■ Player B


Baile Herculane

[Fritz 12 (5s)]

1982

(Diagramm 1097)

1/2-1/2



1098


□ Player A

■ Player B

Lugano

[Fritz 12 (5s)]

1982



1-0

1099

□ Player A

■ Player B


Fernpartie

[Fritz 12 (5s)]

1981

(Diagramm 1099)

1-0



1100


□ Player A

■ Player B

BRD

[Fritz 12 (5s)]

1981



1-0

1101

□ Player A


■ Player B

Variante

[Deep Rybka 4 w32 (5s)]

1981

(Diagramm 1101)



1-0

1102


□ Player A

■ Player B

Magyarorzag

[Deep Rybka 4 w32 (5s)]

1981



1-0

1103

□ Player A


■ Player B

Bagneux

[Deep Rybka 4 w32 (5s)]

1981

(Diagramm 1103)



0-1

1104


□ Player A

■ Player B

UdSSR

1981

[Deep Rybka 4 w32 (5s)]



0-1

1105

□ Player A

■ Player B


Neuseeland

1981

[Deep Rybka 4 w32 (5s)]

(Diagramm 1105)

0-1



1106


□ Player A

■ Player B

Athen

1981

[Deep Rybka 4 w32 (5s)]



1-0

1107

□ Player A

■ Player B


Bagneux

1981

[Deep Rybka 4 w32 (5s)]

(Diagramm 1107)

1-0



1108


□ Player A

■ Player B

Bulgarien

1981

[Deep Rybka 4 w32 (5s)]



1-0

1109

□ Player A

■ Player B


Variante

1981

[Deep Rybka 4 w32 (5s)]

(Diagramm 1109)

1-0



1110


□ Player A

■ Player B

Spanien

1981

[Deep Rybka 4 w32 (5s)]



0-1

1111

□ Player A

■ Player B


Variante

1981

[Deep Rybka 4 w32 (5s)]

(Diagramm 1111)

1-0



1112


□ Player A

■ Player B

UdSSR

1981

[Deep Rybka 4 w32 (5s)]



1-0

1113

□ Player A

■ Player B


Fernpartie

1981

[Deep Rybka 4 w32 (5s)]

(Diagramm 1113)

1-0



1114


□ Player A

■ Player B

UdSSR

1981

[Deep Rybka 4 w32 (5s)]



1-0

1115

□ Player A

■ Player B


Ungarn

1981

[Deep Rybka 4 w32 (5s)]

(Diagramm 1115)

1-0



1116


□ Player A

■ Player B

Manzanillo

1981

[Deep Rybka 4 w32 (5s)]



1-0

1117

□ Player A

■ Player B


Polanica Zdroj

1981

[Deep Rybka 4 w32 (5s)]

(Diagramm 1117)

0-1



1118


□ Player A

■ Player B

DDR

1981

[Deep Rybka 4 w32 (5s)]



1-0

1119

□ Player A

■ Player B


UdSSR

1981

[Deep Rybka 4 w32 (5s)]

(Diagramm 1119)

1-0



1120


□ Player A

■ Player B

Bulgarien

1981

[Deep Rybka 4 w32 (5s)]



1-0

1121

□ Player A

■ Player B


CSSR

1981

[Deep Rybka 4 w32 (5s)]

(Diagramm 1121)

1-0



1122


□ Player A

■ Player B

CSSR

1981

[Deep Rybka 4 w32 (5s)]



1-0

1123

□ Player A

■ Player B


Pernik

1981

[Deep Rybka 4 w32 (5s)]

(Diagramm 1123)

1-0




1124

□ Player A

■ Player B

[Deep Rybka 4 w32 (5s)]



0-1

1125


□ Player A

■ Player B

Hastings

1934

[Deep Rybka 4 w32 (5s)]



1-0

1126


□ Player A

■ Player B

Novi Sad

1990

[Deep Rybka 4 w32 (5s)]



1-0

1127

□ Player A

■ Player B


Linares

1985

[Deep Rybka 4 w32 (5s)]

(Diagramm 1127)

0-1



1128


□ Player A

■ Player B

Tblisi

1989

[Deep Rybka 4 w32 (5s)]




1-0

1129

□ Player A

■ Player B

[Deep Rybka 4 w32 (5s)]



1-0

1130


□ Player A

■ Player B

Karlsbad

1911

[Deep Rybka 4 w32 (5s)]



1-0

1131

□ Player A

■ Player B


Breslau

1859

[Deep Rybka 4 w32 (5s)]

(Diagramm 1131)

0-1



1132


□ Player A

■ Player B

Bulgarien

1973

[Deep Rybka 4 w32 (5s)]



1-0

1133

□ Player A

■ Player B


Montpellier

1991

[Deep Rybka 4 w32 (5s)]

(Diagramm 1133)

1-0



1134


□ Player A

■ Player B

Fernpartie

1978

[Deep Rybka 4 w32 (5s)]



1-0

1135

□ Player A

■ Player B


Budapest

1949

[Deep Rybka 4 w32 (5s)]

(Diagramm 1135)

0-1



1136


□ Player A

■ Player B

Partievariante

[Deep Rybka 4 w32 (5s)]

1977



0-1

1137

□ Player A

■ Player B


Steyr

[Deep Rybka 4 w32 (5s)]

1953

(Diagramm 1137)

1-0



1138


□ Player A

■ Player B

Fernpartie

[Deep Rybka 4 w32 (5s)]

1910



1-0

1139

□ Player A

■ Player B


Fernpartie

[Deep Rybka 4 w32 (5s)]

1962

(Diagramm 1139)

1-0



1140


□ Player A

■ Player B

Buenos Aires

1924

[Deep Rybka 4 w32 (5s)]



1-0

1141

□ Player A

■ Player B


Den Haag

1991

[Deep Rybka 4 w32 (5s)]

(Diagramm 1141)

1-0



1142


□ Player A

■ Player B

Moskau

1951

[Deep Rybka 4 w32 (5s)]



0-1

1143

□ Player A

■ Player B


Lwow

1985

[Deep Rybka 4 w32 (5s)]

(Diagramm 1143)

1-0



1144


□ Player A

■ Player B

Tiblissi

1961

[Deep Rybka 4 w32 (5s)]



1-0

1145

□ Player A

■ Player B


UdSSR

1967

[Deep Rybka 4 w32 (5s)]

(Diagramm 1145)

0-1



1146


□ Player A

■ Player B

Nuernberg

1888

[Deep Rybka 4 w32 (5s)]



0-1

1147

□ Player A

■ Player B


Dresden

1936

[Deep Rybka 4 w32 (5s)]

(Diagramm 1147)

1-0



1148


□ Player A

■ Player B

Portugal

1979

[Deep Rybka 4 w32 (5s)]



0-1

1149

□ Player A

■ Player B


New York

1963

[Deep Rybka 4 w32 (5s)]

(Diagramm 1149)

1-0



1150


□ Player A

■ Player B

New York

1957

[Deep Rybka 4 w32 (5s)]



1-0

1151

□ Player A

■ Player B


Kiew

1979

[Fritz 12 (5s)]

(Diagramm 1151)

1-0



1152


□ Player A

■ Player B

Kanada

1949

[Fritz 12 (5s)]



1-0

1153

□ Player A

■ Player B


Leningrad

1964

[Fritz 12 (5s)]

(Diagramm 1153)

0-1



1154


□ Player A

■ Player B

Havanna

1966

[Fritz 12 (5s)]



0-1

1155

□ Player A

■ Player B


Moskau

1956

[Fritz 12 (5s)]

(Diagramm 1155)

0-1



1156


□ Player A

■ Player B

UdSSR

[Fritz 12 (5s)]

1989



0-1

1157

□ Player A


■ Player B

UdSSR

[Fritz 12 (5s)]

1968

(Diagramm 1157)



0-1

1158


□ Player A

■ Player B

Titovo Uzize

[Fritz 12 (5s)]

1970



1-0

1159

□ Player A


■ Player B

Litomerice

[Fritz 12 (5s)]

1988

(Diagramm 1159)



1-0

1160


□ Player A

■ Player B

Poznan

1961

[Fritz 12 (5s)]



1-0

1161

□ Player A

■ Player B


Vilnius

1971

[Fritz 12 (5s)]

(Diagramm 1161)

1-0



1162


□ Player A

■ Player B

Baku

1978

[Fritz 12 (5s)]



1-0

1163

□ Player A

■ Player B


Kanada

1980

[Fritz 12 (5s)]

(Diagramm 1163)

1-0



1164


□ Player A

■ Player B

London

[Fritz 12 (5s)]

1866



0-1

1165

□ Player A

■ Player B


Paris

[Fritz 12 (5s)]

1963

(Diagramm 1165)

1-0



1166


□ Player A

■ Player B

Jugoslawien

[Fritz 12 (5s)]

1957



0-1


1167

□ Player A

■ Player B

[Fritz 12 (5s)]

1-0



1168


□ Player A

■ Player B

Fernpartie

[Fritz 12 (5s)]

1992



1-0

1169

□ Player A

■ Player B


Vilnius

[Fritz 12 (5s)]

1983

(Diagramm 1169)

1-0



1170


□ Player A

■ Player B

Sterlitamak

[Fritz 12 (5s)]

1949



0-1

1171

□ Player A

■ Player B


Niendorf

[Fritz 12 (5s)]

1927

(Diagramm 1171)

0-1




1172

□ Player A

■ Player B

Bukarest

[Fritz 12 (5s)]



1-0

1173

□ Player A

■ Player B


Partievariante

[Fritz 12 (5s)]

1971

(Diagramm 1173)

0-1



1174


□ Player A

■ Player B

UdSSR

[Fritz 12 (5s)]

1938



1-0

1175

□ Player A

■ Player B


Taschkent

[Fritz 12 (5s)]

1958

(Diagramm 1175)

1-0



1176


□ **Player A**

■ **Player B**

Leningrad

1967

[Fritz 12 (5s)]



1-0

1177

□ **Player A**

■ **Player B**


Helsinki

1967

[Fritz 12 (5s)]

(Diagramm 1177)

0-1



1178


□ **Player A**

■ **Player B**

UdSSR

1939

[Fritz 12 (5s)]



1-0

1179

□ **Player A**

■ **Player B**


Finnland

1934

[Fritz 12 (5s)]

(Diagramm 1179)

1-0



1180


□ Player A

■ Player B

Australien

[Fritz 12 (5s)]

1988



1-0

1181

□ Player A


■ Player B

Silvaplana

[Fritz 12 (5s)]

1993

(Diagramm 1181)



1-0

1182


□ Player A

■ Player B

Tscheboksary

[Fritz 12 (5s)]

1950



1-0

1183

□ Player A


■ Player B

Malaga

[Fritz 12 (5s)]

1971

(Diagramm 1183)



0-1

1184


□ Player A

■ Player B

Leningrad

[Fritz 12 (5s)]

1928



1-0

1185

□ Player A

■ Player B


Fernpartie

[Fritz 12 (5s)]

1983

(Diagramm 1185)

1-0



1186


□ Player A

■ Player B

San Remo

[Fritz 12 (5s)]

1930



1-0

1187

□ Player A

■ Player B


Warna

[Fritz 12 (5s)]

1965

(Diagramm 1187)

1-0



1188


□ **Player A**

■ **Player B**

Riga

[Fritz 12 (5s)]

1974



1-0

1189

□ **Player A**

■ **Player B**


Moskau

[Fritz 12 (5s)]

1950

(Diagramm 1189)

0-1



1190


□ **Player A**

■ **Player B**

Halle

[Fritz 12 (5s)]

1967



0-1

1191

□ **Player A**

■ **Player B**


Fernpartie

[Fritz 12 (5s)]

1953

(Diagramm 1191)


1-0



1192

□ **Player A**
 ■ **Player B**
 England
 [Fritz 12 (5s)]

1962



1-0


1193

□ **Player A**
 ■ **Player B**
 Paris
 [Fritz 12 (5s)]

1957

(Diagramm 1193)


0-1



1194

□ **Player A**
 ■ **Player B**
 UdSSR
 [Fritz 12 (5s)]

1963



1-0


1195

□ **Player A**
 ■ **Player B**
 Moskau
 [Fritz 12 (5s)]

1946

(Diagramm 1195)


0-1



1196

□ **Player A**
 ■ **Player B**
 Partievariante
 [Fritz 12 (5s)]

1964



0-1


1197

□ **Player A**
 ■ **Player B**
 UdSSR
 [Fritz 12 (5s)]

1990

(Diagramm 1197)


1-0



1198

□ **Player A**
 ■ **Player B**
 Prag
 [Fritz 12 (5s)]

1984



1-0


1199

□ **Player A**
 ■ **Player B**
 Terremolinos
 [Fritz 12 (5s)]

1961

(Diagramm 1199)

1-0



1200


□ Player A

■ Player B

Sinzig

1959

[Deep Rybka 4 w32 (5s)]



1-0

1201

□ Player A


■ Player B

Ungarn

1979

[Houdini 1.5a w32 (5s)]

(Diagramm 1201)



0-1

1202


□ Player A

■ Player B

Kiew

1949

[Houdini 1.5a w32 (5s)]



0-1

1203

□ Player A


■ Player B

Bratislava

1973

[Houdini 1.5a w32 (5s)]

(Diagramm 1203)



1-0

1204


□ Player A

■ Player B

Moskau

1945

[Houdini 1.5a w32 (5s)]



1-0

1205

□ Player A

■ Player B


UdSSR

1972

[Houdini 1.5a w32 (5s)]

(Diagramm 1205)

1-0



1206


□ Player A

■ Player B

Portoroz

1958

[Houdini 1.5a w32 (5s)]



1-0

1207

□ Player A

■ Player B


Lodz

1907

[Houdini 1.5a w32 (5s)]

(Diagramm 1207)

0-1



1208


□ **Player A**

■ **Player B**

Hastings

1977

[Houdini 1.5a w32 (5s)]



1-0

1209

□ **Player A**

■ **Player B**


Petersburg

1897

[Houdini 1.5a w32 (5s)]

(Diagramm 1209)

0-1



1210


□ **Player A**

■ **Player B**

Riga

1986

[Houdini 1.5a w32 (5s)]



1-0

1211

□ **Player A**

■ **Player B**


Fernpartie

1974

[Houdini 1.5a w32 (5s)]

(Diagramm 1211)

1-0



1212


□ Player A

■ Player B

Muenchen

1939

[Houdini 1.5a w32 (5s)]



0-1

1213

□ Player A

■ Player B


Iwanow

1944

[Houdini 1.5a w32 (5s)]

(Diagramm 1213)

1-0



1214


□ Player A

■ Player B

Bukarest

1953

[Houdini 1.5a w32 (5s)]



1-0

1215

□ Player A

■ Player B


Daenemark

1974

[Houdini 1.5a w32 (5s)]

(Diagramm 1215)

0-1




1216

□ Player A

■ Player B

[Houdini 1.5a w32 (5s)]



1-0

1217


□ Player A

■ Player B

Hastings

1895

[Houdini 1.5a w32 (5s)]



1-0

1218


□ Player A

■ Player B

Budapest

1993

[Houdini 1.5a w32 (5s)]



0-1

1219

□ Player A

■ Player B


Leningrad

1950

[Houdini 1.5a w32 (5s)]

(Diagramm 1219)

1-0



1220


□ Player A

■ Player B

Simultan

[Houdini 1.5a w32 (5s)]

1964



1-0

1221

□ Player A

■ Player B


Tiblissi

[Houdini 1.5a w32 (5s)]

1969

(Diagramm 1221)

1-0



1222


□ Player A

■ Player B

Palma de Mallorca

[Houdini 1.5a w32 (5s)]

1966



1-0

1223

□ Player A

■ Player B


Kislodowsk

[Houdini 1.5a w32 (5s)]

1949

(Diagramm 1223)

1-0



1224


□ Player A

■ Player B

Frankfurt

1887

[Houdini 1.5a w32 (5s)]




1-0

1225

□ Player A

■ Player B

[Houdini 1.5a w32 (5s)]



0-1

1226


□ Player A

■ Player B

Karlsbad

1898

[Houdini 1.5a w32 (5s)]



1-0

1227

□ Player A

■ Player B


New York

1924

[Houdini 1.5a w32 (5s)]

(Diagramm 1227)

1-0



1228


□ Player A

■ Player B

Fernpartie

[Houdini 1.5a w32 (5s)]

1966



1-0

1229

□ Player A


■ Player B

Rumaenien

[Houdini 1.5a w32 (5s)]

1975

(Diagramm 1229)



1-0

1230


□ Player A

■ Player B

Prag

[Houdini 1.5a w32 (5s)]

1909



0-1

1231

□ Player A


■ Player B

Lublin

[Houdini 1.5a w32 (5s)]

1942

(Diagramm 1231)



0-1

1232


□ Player A

■ Player B

Leningrad

[Houdini 1.5a w32 (5s)]

1925



1-0

1233

□ Player A

■ Player B


Fernpartie

[Houdini 1.5a w32 (5s)]

1965

(Diagramm 1233)

0-1



1234


□ Player A

■ Player B

London

[Houdini 1.5a w32 (5s)]

1990



0-1

1235

□ Player A

■ Player B


Sotschi

[Houdini 1.5a w32 (5s)]

1989

(Diagramm 1235)

1-0



1236


□ Player A

■ Player B

Tilburg

1988

[Houdini 1.5a w32 (5s)]



1-0

1237

□ Player A

■ Player B


Fernpartie

1989

[Houdini 1.5a w32 (5s)]

(Diagramm 1237)

1-0



1238


□ Player A

■ Player B

Mallorca

1989

[Houdini 1.5a w32 (5s)]



1-0

1239

□ Player A

■ Player B


Wien

1913

[Houdini 1.5a w32 (5s)]

(Diagramm 1239)

0-1



1240


□ Player A

■ Player B

Toronto

1990

[Houdini 1.5a w32 (5s)]



1-0

1241

□ Player A

■ Player B


Finnland

1989

[Houdini 1.5a w32 (5s)]

(Diagramm 1241)

0-1



1242


□ Player A

■ Player B

Kramatorsk

1989

[Houdini 1.5a w32 (5s)]



0-1

1243

□ Player A

■ Player B


Arosa

1990

[Houdini 1.5a w32 (5s)]

(Diagramm 1243)

1-0



1244


□ Player A

■ Player B

Cottbus

1990

[Houdini 1.5a w32 (5s)]



1-0

1245

□ Player A

■ Player B


London

1911

[Houdini 1.5a w32 (5s)]

(Diagramm 1245)

1-0



1246


□ Player A

■ Player B

Malta

1980

[Houdini 1.5a w32 (5s)]



0-1

1247

□ Player A

■ Player B


England

1980

[Houdini 1.5a w32 (5s)]

(Diagramm 1247)

1-0



1248


□ Player A

■ Player B

Oslo

1980

[Houdini 1.5a w32 (5s)]



0-1

1249

□ Player A

■ Player B


Mexiko

1980

[Houdini 1.5a w32 (5s)]

(Diagramm 1249)

1-0



1250


□ Player A

■ Player B

Jugoslawien

1980

[Houdini 1.5a w32 (5s)]



0-1

1251

□ Player A

■ Player B


Jugoslawien

1980

[Houdini 1.5a w32 (5s)]

(Diagramm 1251)

1-0



1252


□ Player A

■ Player B

Halsberg

1980

[Houdini 1.5a w32 (5s)]



1-0

1253

□ Player A

■ Player B


Dortmund

1980

[Houdini 1.5a w32 (5s)]

(Diagramm 1253)

1-0



1254


□ Player A

■ Player B

UdSSR

1980

[Houdini 1.5a w32 (5s)]



1-0

1255

□ Player A

■ Player B


Kuba

1980

[Houdini 1.5a w32 (5s)]

(Diagramm 1255)

1-0



1256


□ Player A

■ Player B

Santiago

1980

[Houdini 1.5a w32 (5s)]



0-1

1257

□ Player A

■ Player B


UdSSR

1980

[Houdini 1.5a w32 (5s)]

(Diagramm 1257)

1-0



1258


□ Player A

■ Player B

UdSSR

1980

[Houdini 1.5a w32 (5s)]



1-0

1259

□ Player A

■ Player B


Polen

1980

[Houdini 1.5a w32 (5s)]

(Diagramm 1259)

1-0



1260


□ Player A

■ Player B

Fernpartie

[Houdini 1.5a w32 (5s)]

1980



1-0

1261

□ Player A

■ Player B


Italien

[Houdini 1.5a w32 (5s)]

1975

(Diagramm 1261)

0-1



1262


□ Player A

■ Player B

Sofia

[Houdini 1.5a w32 (5s)]

1976



1-0

1263

□ Player A

■ Player B


UdSSR

[Houdini 1.5a w32 (5s)]

1976

(Diagramm 1263)

0-1



1264


□ Player A

■ Player B

Kecskemet

1975

[Houdini 1.5a w32 (5s)]



1-0

1265

□ Player A

■ Player B


Costa Rica

1975

[Houdini 1.5a w32 (5s)]

(Diagramm 1265)

1-0



1266


□ Player A

■ Player B

Brno

1975

[Houdini 1.5a w32 (5s)]



1-0

1267

□ Player A

■ Player B


Argentinien

1975

[Houdini 1.5a w32 (5s)]

(Diagramm 1267)

1-0



1268


□ Player A

■ Player B

Vilnius

1975

[Houdini 1.5a w32 (5s)]



0-1

1269

□ Player A


■ Player B

UdSSR

1975

[Houdini 1.5a w32 (5s)]

(Diagramm 1269)



1-0

1270


□ Player A

■ Player B

Malmoe

1977

[Houdini 1.5a w32 (5s)]



1-0

1271

□ Player A


■ Player B

UdSSR

1977

[Houdini 1.5a w32 (5s)]

(Diagramm 1271)



1-0

1272


□ Player A

■ Player B

UdSSR

1976

[Houdini 1.5a w32 (5s)]



0-1

1273

□ Player A

■ Player B


DDR

1976

[Houdini 1.5a w32 (5s)]

(Diagramm 1273)

0-1



1274


□ Player A

■ Player B

UdSSR

1976

[Houdini 1.5a w32 (5s)]



1-0

1275

□ Player A

■ Player B


UdSSR

1976

[Houdini 1.5a w32 (5s)]

(Diagramm 1275)

1-0



1276


□ Player A

■ Player B

UdSSR

[Houdini 1.5a w32 (5s)]

1976



1-0

1277

□ Player A

■ Player B


Ungarn

[Houdini 1.5a w32 (5s)]

1977

(Diagramm 1277)

0-1



1278


□ Player A

■ Player B

UdSSR

[Houdini 1.5a w32 (5s)]

1977



0-1

1279

□ Player A

■ Player B


UdSSR

[Houdini 1.5a w32 (5s)]

1976

(Diagramm 1279)

1-0



1280


□ Player A

■ Player B

UdSSR

[Houdini 1.5a w32 (5s)]

1976



1-0

1281

□ Player A

■ Player B


Sri Lanka

[Houdini 1.5a w32 (5s)]

1976

(Diagramm 1281)

0-1



1282


□ Player A

■ Player B

Sandomierz

[Houdini 1.5a w32 (5s)]

1976



1-0

1283

□ Player A

■ Player B


UdSSR

[Houdini 1.5a w32 (5s)]

1976

(Diagramm 1283)

1-0



1284


□ Player A

■ Player B

Jugoslawien

1976

[Houdini 1.5a w32 (5s)]



1-0

1285

□ Player A

■ Player B


York

1976

[Houdini 1.5a w32 (5s)]

(Diagramm 1285)

0-1



1286


□ Player A

■ Player B

UdSSR

1976

[Houdini 1.5a w32 (5s)]



1-0

1287

□ Player A

■ Player B


UdSSR

1976

[Houdini 1.5a w32 (5s)]

(Diagramm 1287)

1-0



1288


□ Player A

■ Player B

Sandomierz

1976

[Houdini 1.5a w32 (5s)]



1-0

1289

□ Player A


■ Player B

UdSSR

1976

[Houdini 1.5a w32 (5s)]

(Diagramm 1289)



1-0

1290


□ Player A

■ Player B

Hastings

1978

[Houdini 1.5a w32 (5s)]



1-0

1291

□ Player A


■ Player B

UdSSR

1979

[Houdini 1.5a w32 (5s)]

(Diagramm 1291)



1-0

1292


□ Player A

■ Player B

Groningen

1978

[Houdini 1.5a w32 (5s)]



1-0

1293

□ Player A

■ Player B


UdSSR

1978

[Houdini 1.5a w32 (5s)]

(Diagramm 1293)

1-0



1294


□ Player A

■ Player B

UdSSR

1978

[Houdini 1.5a w32 (5s)]



0-1

1295

□ Player A

■ Player B


UdSSR

1978

[Houdini 1.5a w32 (5s)]

(Diagramm 1295)

1-0



1296


□ Player A

■ Player B

UdSSR

1978

[Houdini 1.5a w32 (5s)]



0-1

1297

□ Player A

■ Player B


Fernpartie

1979

[Houdini 1.5a w32 (5s)]

(Diagramm 1297)

0-1



1298


□ Player A

■ Player B

UdSSR

1978

[Houdini 1.5a w32 (5s)]



1-0

1299

□ Player A

■ Player B


UdSSR

1979

[Houdini 1.5a w32 (5s)]

(Diagramm 1299)

1-0



1300


□ Player A

■ Player B

Caorle

1979

[Houdini 1.5a w32 (5s)]



1-0

1301

□ Player A


■ Player B

UdSSR

1979

[Houdini 1.5a w32 (5s)]

(Diagramm 1301)



1-0

1302


□ Player A

■ Player B

UdSSR

1980

[Houdini 1.5a w32 (5s)]



0-1

1303

□ Player A


■ Player B

Zamardi

1980

[Houdini 1.5a w32 (5s)]

(Diagramm 1303)



1/2-1/2

1304


□ Player A

■ Player B

UdSSR

1979

[Houdini 1.5a w32 (5s)]



1-0

1305

□ Player A

■ Player B


Schweiz

1979

[Houdini 1.5a w32 (5s)]

(Diagramm 1305)

1-0



1306


□ Player A

■ Player B

Reggio Emilia

1979

[Houdini 1.5a w32 (5s)]



1-0

1307

□ Player A

■ Player B


Portugal

1977

[Houdini 1.5a w32 (5s)]

(Diagramm 1307)

1-0



1308


□ Player A

■ Player B

Zalaegerzeg

1977

[Houdini 1.5a w32 (5s)]



1-0

1309

□ Player A

■ Player B


Orebro

1977

[Houdini 1.5a w32 (5s)]

(Diagramm 1309)

0-1



1310


□ Player A

■ Player B

UdSSR

1988

[Houdini 1.5a w32 (5s)]



1-0

1311

□ Player A

■ Player B


UdSSR

1988

[Houdini 1.5a w32 (5s)]

(Diagramm 1311)

1-0



1312


□ Player A

■ Player B

Dortmund

1989

[Houdini 1.5a w32 (5s)]



1-0

1313

□ Player A

■ Player B


UdSSR

1989

[Houdini 1.5a w32 (5s)]

(Diagramm 1313)

1-0



1314


□ Player A

■ Player B

Bela Crkva

1988

[Houdini 1.5a w32 (5s)]



1-0

1315

□ Player A

■ Player B


Fernpartie

1988

[Houdini 1.5a w32 (5s)]

(Diagramm 1315)

0-1



1316


□ Player A

■ Player B

Santiago

1989

[Houdini 1.5a w32 (5s)]



1-0

1317

□ Player A

■ Player B


UdSSR

1989

[Houdini 1.5a w32 (5s)]

(Diagramm 1317)

0-1



1318


□ Player A

■ Player B

Esbjerg

1988

[Houdini 1.5a w32 (5s)]



0-1

1319

□ Player A

■ Player B


Geneve

1988

[Houdini 1.5a w32 (5s)]

(Diagramm 1319)

1-0



1320


□ Player A

■ Player B

Fernpartie

[Houdini 1.5a w32 (5s)]

1988



1-0

1321

□ Player A

■ Player B


Tunesien

[Houdini 1.5a w32 (5s)]

1988

(Diagramm 1321)

0-1



1322


□ Player A

■ Player B

Ostende

[Houdini 1.5a w32 (5s)]

1988



1-0

1323

□ Player A

■ Player B


Groningen

[Houdini 1.5a w32 (5s)]

1988

(Diagramm 1323)

1-0



1324


□ Player A

■ Player B

Istanbul

1988

[Houdini 1.5a w32 (5s)]



1-0

1325

□ Player A

■ Player B


Val Thorens

1988

[Houdini 1.5a w32 (5s)]

(Diagramm 1325)

1-0



1326


□ Player A

■ Player B

Gausdal

1988

[Houdini 1.5a w32 (5s)]



0-1

1327

□ Player A

■ Player B


DDR

1988

[Houdini 1.5a w32 (5s)]

(Diagramm 1327)

1-0



1328


□ Player A

■ Player B

Beijing

1988

[Houdini 1.5a w32 (5s)]



1-0

1329

□ Player A

■ Player B


UdSSR

1988

[Houdini 1.5a w32 (5s)]

(Diagramm 1329)

1-0



1330


□ Player A

■ Player B

Lyon

1988

[Houdini 1.5a w32 (5s)]



1-0

1331

□ Player A

■ Player B


Vilnius

1988

[Houdini 1.5a w32 (5s)]

(Diagramm 1331)

1-0



1332


□ Player A

■ Player B

UdSSR

1988

[Houdini 1.5a w32 (5s)]



1-0

1333

□ Player A

■ Player B


China

1988

[Houdini 1.5a w32 (5s)]

(Diagramm 1333)

1-0



1334


□ Player A

■ Player B

UdSSR

1988

[Houdini 1.5a w32 (5s)]



0-1

1335

□ Player A

■ Player B


UdSSR

1986

[Houdini 1.5a w32 (5s)]

(Diagramm 1335)

1-0



1336


□ Player A

■ Player B

Jugoslawien

1986

[Houdini 1.5a w32 (5s)]



0-1

1337

□ Player A

■ Player B


Havanna

1987

[Houdini 1.5a w32 (5s)]

(Diagramm 1337)

1-0



1338


□ Player A

■ Player B

UdSSR

1987

[Houdini 1.5a w32 (5s)]



1-0

1339

□ Player A

■ Player B


Bayamo

1987

[Houdini 1.5a w32 (5s)]

(Diagramm 1339)

1-0



1340


□ Player A

■ Player B

Rumaenien

1987

[Houdini 1.5a w32 (5s)]



1-0

1341

□ Player A

■ Player B


UdSSR

1987

[Houdini 1.5a w32 (5s)]

(Diagramm 1341)

1-0



1342


□ Player A

■ Player B

UdSSR

1987

[Houdini 1.5a w32 (5s)]



1-0

1343

□ Player A

■ Player B


UdSSR

1987

[Houdini 1.5a w32 (5s)]

(Diagramm 1343)

1-0



1344


□ Player A

■ Player B

Subotica

[Houdini 1.5a w32 (5s)]

1987



0-1

1345

□ Player A

■ Player B


Fernpartie

[Houdini 1.5a w32 (5s)]

1987

(Diagramm 1345)

1-0




1346

□ Player A

■ Player B

[Houdini 1.5a w32 (5s)]

1-0



1347

□ Player A


■ Player B

Groningen

[Houdini 1.5a w32 (5s)]

1984

0-1



1348


□ Player A

■ Player B

UdSSR

1984

[Houdini 1.5a w32 (5s)]



0-1

1349

□ Player A

■ Player B


Budapest

1984

[Houdini 1.5a w32 (5s)]

(Diagramm 1349)

1-0



1350


□ Player A

■ Player B

Oakham

1984

[Houdini 1.5a w32 (5s)]



0-1

1351

□ Player A

■ Player B


Polen

1984

[Houdini 1.5a w32 (5s)]

(Diagramm 1351)

1-0



1352


□ Player A

■ Player B

Bayamo

1984

[Houdini 1.5a w32 (5s)]




1-0

1353

□ Player A

■ Player B

[Houdini 1.5a w32 (5s)]



1-0

1354


□ Player A

■ Player B

Jugoslawien

1984

[Houdini 1.5a w32 (5s)]



1-0

1355

□ Player A

■ Player B


UdSSR

1984

[Houdini 1.5a w32 (5s)]

(Diagramm 1355)

1-0



1356


□ Player A

■ Player B

UdSSR

1984

[Houdini 1.5a w32 (5s)]



1-0

1357

□ Player A

■ Player B


UdSSR

1984

[Houdini 1.5a w32 (5s)]

(Diagramm 1357)

1-0



1358


□ Player A

■ Player B

Kecskemet

1983

[Houdini 1.5a w32 (5s)]



1-0

1359

□ Player A

■ Player B


Fernpartie

1983

[Houdini 1.5a w32 (5s)]

(Diagramm 1359)

0-1



1360


□ Player A

■ Player B

UdSSR

1983

[Houdini 1.5a w32 (5s)]



1-0

1361

□ Player A

■ Player B


Manchester

1983

[Houdini 1.5a w32 (5s)]

(Diagramm 1361)

1-0



1362


□ Player A

■ Player B

Kuba

1983

[Houdini 1.5a w32 (5s)]



1-0

1363

□ Player A

■ Player B


Tiblissi

1983

[Houdini 1.5a w32 (5s)]

(Diagramm 1363)

1-0



1364


□ Player A

■ Player B

UdSSR

1983

[Houdini 1.5a w32 (5s)]



1-0

1365

□ Player A

■ Player B


Melbourne

1983

[Houdini 1.5a w32 (5s)]

(Diagramm 1365)

0-1



1366


□ Player A

■ Player B

UdSSR

1982

[Houdini 1.5a w32 (5s)]



0-1

1367

□ Player A

■ Player B


Metz

1983

[Houdini 1.5a w32 (5s)]

(Diagramm 1367)

1-0



1368


□ Player A

■ Player B

Budapest

1983

[Houdini 1.5a w32 (5s)]



0-1

1369

□ Player A

■ Player B


Dubai

1983

[Houdini 1.5a w32 (5s)]

(Diagramm 1369)

1-0



1370


□ Player A

■ Player B

Fernpartie

1983

[Houdini 1.5a w32 (5s)]



1-0

1371

□ Player A

■ Player B


Trnava

1983

[Houdini 1.5a w32 (5s)]

(Diagramm 1371)

1-0



1372


□ Player A

■ Player B

Bagneux

1982

[Houdini 1.5a w32 (5s)]



1-0

1373

□ Player A

■ Player B


Variante

1983

[Houdini 1.5a w32 (5s)]

(Diagramm 1373)

0-1



1374


□ Player A

■ Player B

Melbourne

1983

[Houdini 1.5a w32 (5s)]



1-0

1375

□ Player A

■ Player B


Argentinien

1983

[Houdini 1.5a w32 (5s)]

(Diagramm 1375)

1-0



1376


□ **Player A**

■ **Player B**

Trnava

1983

[Houdini 1.5a w32 (5s)]



1-0

1377

□ **Player A**

■ **Player B**


Banja Luka

1983

[Houdini 1.5a w32 (5s)]

(Diagramm 1377)

1-0



1378


□ **Player A**

■ **Player B**

UdSSR

1982

[Houdini 1.5a w32 (5s)]



1-0

1379

□ **Player A**

■ **Player B**


UdSSR

1982

[Houdini 1.5a w32 (5s)]

(Diagramm 1379)

1-0



1380


□ Player A

■ Player B

Luzern

[Houdini 1.5a w32 (5s)]

1982



1-0

1381

□ Player A

■ Player B


Biel

[Houdini 1.5a w32 (5s)]

1982

(Diagramm 1381)

0-1



1382


□ Player A

■ Player B

Luzern

[Houdini 1.5a w32 (5s)]

1982



1-0

1383

□ Player A

■ Player B


UdSSR

[Houdini 1.5a w32 (5s)]

1982

(Diagramm 1383)

0-1



1384


□ Player A

■ Player B

Gausdal

1982

[Houdini 1.5a w32 (5s)]



0-1

1385

□ Player A

■ Player B


Variante

1982

[Houdini 1.5a w32 (5s)]

(Diagramm 1385)

1-0



1386


□ Player A

■ Player B

New Delhi

1982

[Houdini 1.5a w32 (5s)]



0-1

1387

□ Player A

■ Player B


UdSSR

1982

[Houdini 1.5a w32 (5s)]

(Diagramm 1387)

0-1



1388


□ Player A

■ Player B

UdSSR

1982

[Houdini 1.5a w32 (5s)]



1-0

1389

□ Player A

■ Player B


USA

1982

[Houdini 1.5a w32 (5s)]

(Diagramm 1389)

1-0



1390


□ Player A

■ Player B

USA

1982

[Houdini 1.5a w32 (5s)]



0-1

1391

□ Player A

■ Player B


Athen

1981

[Houdini 1.5a w32 (5s)]

(Diagramm 1391)

1-0



1392


□ Player A

■ Player B

Sitges

[Houdini 1.5a w32 (5s)]

1981



1-0

1393

□ Player A

■ Player B


Fernpartie

[Houdini 1.5a w32 (5s)]

1982

(Diagramm 1393)

0-1



1394


□ Player A

■ Player B

UdSSR

[Houdini 1.5a w32 (5s)]

1981



1-0

1395

□ Player A

■ Player B


Bulgarien

[Houdini 1.5a w32 (5s)]

1982

(Diagramm 1395)

1-0



1396


□ Player A

■ Player B

UdSSR

1981

[Houdini 1.5a w32 (5s)]



1-0

1397

□ Player A

■ Player B


Argentinien

1981

[Houdini 1.5a w32 (5s)]

(Diagramm 1397)

1-0



1398


□ Player A

■ Player B

Sitges

1981

[Houdini 1.5a w32 (5s)]



1-0

1399

□ Player A

■ Player B


Variante

1981

[Houdini 1.5a w32 (5s)]

(Diagramm 1399)

1-0



1400


□ Player A

■ Player B

Jugoslawien

[Houdini 1.5a w32 (5s)]

1980



1-0

1401

□ Player A


■ Player B

Spanien

[Houdini 1.5a w32 (5s)]

1981

(Diagramm 1401)



1-0

1402


□ Player A

■ Player B

Bulgarien

[Houdini 1.5a w32 (5s)]

1981



1-0

1403

□ Player A


■ Player B

Oberwart

[Houdini 1.5a w32 (5s)]

1981

(Diagramm 1403)



1-0

1404


□ Player A

■ Player B

Muenchen

1942

[Houdini 1.5a w32 (5s)]



1-0

1405

□ Player A

■ Player B


Fernpartie

1956

[Houdini 1.5a w32 (5s)]

(Diagramm 1405)

1-0



1406


□ Player A

■ Player B

Berlin

1991

[Houdini 1.5a w32 (5s)]



1-0

1407

□ Player A

■ Player B


Philadelphia

1990

[Houdini 1.5a w32 (5s)]

(Diagramm 1407)

1-0




1408

□ Player A

■ Player B

[Houdini 1.5a w32 (5s)]



1-0

1409


□ Player A

■ Player B

St. Gervais

1988

[Houdini 1.5a w32 (5s)]



1-0

1410


□ Player A

■ Player B

Singapur

1990

[Houdini 1.5a w32 (5s)]



1-0

1411

□ Player A

■ Player B


Chicago

1926

[Houdini 1.5a w32 (5s)]

(Diagramm 1411)

1-0



1416


□ Player A

■ Player B

Graz

1995

[Houdini 1.5a w32 (5s)]




0-1

1417

□ Player A

■ Player B

[Houdini 1.5a w32 (5s)]



1-0

1418


□ Player A

■ Player B

Spanien

1989

[Houdini 1.5a w32 (5s)]



1-0

1419

□ Player A

■ Player B


UdSSR

1989

[Houdini 1.5a w32 (5s)]

(Diagramm 1419)

1-0



1420


□ Player A

■ Player B

Budapest

1989

[Houdini 1.5a w32 (5s)]



0-1

1421

□ Player A

■ Player B


Val Thorens

1980

[Houdini 1.5a w32 (5s)]

(Diagramm 1421)

1-0



1422


□ Player A

■ Player B

UdSSR

1980

[Houdini 1.5a w32 (5s)]



0-1

1423

□ Player A

■ Player B


UdSSR

1980

[Houdini 1.5a w32 (5s)]

(Diagramm 1423)

0-1



1424


□ Player A

■ Player B

UdSSR

1980

[Houdini 1.5a w32 (5s)]



0-1

1425

□ Player A

■ Player B


UdSSR

1980

[Houdini 1.5a w32 (5s)]

(Diagramm 1425)

0-1



1426


□ Player A

■ Player B

Polen

1980

[Houdini 1.5a w32 (5s)]



1-0

1427

□ Player A

■ Player B


UdSSR

1976

[Houdini 1.5a w32 (5s)]

(Diagramm 1427)

1-0



1428


□ Player A

■ Player B

Fernpartie

[Houdini 1.5a w32 (5s)]

1975



0-1

1429

□ Player A

■ Player B


CSSR

[Houdini 1.5a w32 (5s)]

1975

(Diagramm 1429)

1-0



1430


□ Player A

■ Player B

China

[Houdini 1.5a w32 (5s)]

1975



1-0

1431

□ Player A

■ Player B


UdSSR

[Houdini 1.5a w32 (5s)]

1976

(Diagramm 1431)

1-0



1432


□ Player A

■ Player B

UdSSR

1976

[Houdini 1.5a w32 (5s)]



1-0

1433

□ Player A

■ Player B


UdSSR

1977

[Houdini 1.5a w32 (5s)]

(Diagramm 1433)

1-0



1434


□ Player A

■ Player B

UdSSR

1976

[Houdini 1.5a w32 (5s)]



0-1

1435

□ Player A

■ Player B


UdSSR

1976

[Houdini 1.5a w32 (5s)]

(Diagramm 1435)

0-1



1436


□ Player A

■ Player B

UdSSR

1976

[Houdini 1.5a w32 (5s)]



1-0

1437

□ Player A

■ Player B


Tallin

1979

[Houdini 1.5a w32 (5s)]

(Diagramm 1437)

1-0



1438


□ Player A

■ Player B

UdSSR

1979

[Houdini 1.5a w32 (5s)]



0-1

1439

□ Player A

■ Player B


Ruma

1978

[Houdini 1.5a w32 (5s)]

(Diagramm 1439)

1-0



1440


□ Player A

■ Player B

Groningen

1978

[Houdini 1.5a w32 (5s)]



1-0

1441

□ Player A

■ Player B


New York

1978

[Houdini 1.5a w32 (5s)]

(Diagramm 1441)

0-1



1442


□ Player A

■ Player B

Fernpartie

1979

[Houdini 1.5a w32 (5s)]



0-1

1443

□ Player A

■ Player B


UdSSR

1989

[Houdini 1.5a w32 (5s)]

(Diagramm 1443)

1-0



1448


□ **Player A**

■ **Player B**

Thessaloniki

1988

[Houdini 1.5a w32 (5s)]



0-1

1449

□ **Player A**


■ **Player B**

Jugoslawien

1988

[Houdini 1.5a w32 (5s)]

(Diagramm 1449)



0-1

1450


□ **Player A**

■ **Player B**

UdSSR

1988

[Houdini 1.5a w32 (5s)]



1-0

1451

□ **Player A**


■ **Player B**

Fernpartie

1987

[Houdini 1.5a w32 (5s)]

(Diagramm 1451)



1-0

1452


□ Player A

■ Player B

UdSSR

1984

[Houdini 1.5a w32 (5s)]



0-1

1453

□ Player A


■ Player B

Ostende

1983

[Houdini 1.5a w32 (5s)]

(Diagramm 1453)



0-1

1454


□ Player A

■ Player B

New York

1983

[Houdini 1.5a w32 (5s)]



0-1

1455

□ Player A


■ Player B

Zug

1983

[Houdini 1.5a w32 (5s)]

(Diagramm 1455)



1-0

1456


□ Player A

■ Player B

Partievariante

[Houdini 1.5a w32 (5s)]

1982



1/2-1/2

1457

□ Player A

■ Player B


Jugoslawien

[Houdini 1.5a w32 (5s)]

1983

(Diagramm 1457)

1-0



1458


□ Player A

■ Player B

Hamburg

[Houdini 1.5a w32 (5s)]

1982



0-1

1459

□ Player A

■ Player B


Biel

[Houdini 1.5a w32 (5s)]

1981

(Diagramm 1459)

1-0



1464


□ **Player A**

■ **Player B**

England

1947

[Houdini 1.5a w32 (5s)]



1-0

1465

□ **Player A**

■ **Player B**


Zakopane

1978

[Houdini 1.5a w32 (5s)]

(Diagramm 1465)

1-0



1466


□ **Player A**

■ **Player B**

Ungarn

1964

[Houdini 1.5a w32 (5s)]



0-1

1467

□ **Player A**

■ **Player B**


Olympiade

1962

[Houdini 1.5a w32 (5s)]

(Diagramm 1467)

0-1



1468


□ **Player A**

■ **Player B**

Variante

[Houdini 1.5a w32 (5s)]

1989



1/2-1/2

1469

□ **Player A**

■ **Player B**


Variante

[Houdini 1.5a w32 (5s)]

1987

(Diagramm 1469)

0-1



1470


□ **Player A**

■ **Player B**

Variante

[Houdini 1.5a w32 (5s)]

1987



0-1

1471

□ **Player A**

■ **Player B**


Variante

[Houdini 1.5a w32 (5s)]

1981

(Diagramm 1471)

0-1



1472


□ Player A

■ Player B

Partievariante

[Houdini 1.5a w32 (5s)]

1982



1-0

1473

□ Player A


■ Player B

Partievariante

[Houdini 1.5a w32 (5s)]

1990

(Diagramm 1473)



1-0

1474


□ Player A

■ Player B

Partievariante

[Houdini 1.5a w32 (5s)]

1988



1-0

1475

□ Player A

■ Player B


Partievariante

[Houdini 1.5a w32 (5s)]

1988

(Diagramm 1475)

1/2-1/2



1476


□ Player A

■ Player B

Partievariante

[Houdini 1.5a w32 (5s)]

1988



1-0

1477

□ Player A

■ Player B


Partievariante

[Houdini 1.5a w32 (5s)]

1988

(Diagramm 1477)

0-1



1478


□ Player A

■ Player B

Partievariante

[Houdini 1.5a w32 (5s)]

1988



1-0

1479

□ Player A

■ Player B


Partievariante

[Houdini 1.5a w32 (5s)]

1989

(Diagramm 1479)

1-0



1480


□ Player A

■ Player B

Partievariante

[Houdini 1.5a w32 (5s)]

1989



0-1

1481

□ Player A

■ Player B


Partievariante

[Houdini 1.5a w32 (5s)]

1990

(Diagramm 1481)

1/2-1/2



1482


□ Player A

■ Player B

Partievariante

[Houdini 1.5a w32 (5s)]

1990



1/2-1/2

1483

□ Player A

■ Player B


Fernpartie

[Houdini 1.5a w32 (5s)]

1962

(Diagramm 1483)

1-0



1484


□ Player A

■ Player B

Fernpartie

[Houdini 1.5a w32 (5s)]

1953



0-1

1485

□ Player A


■ Player B

Ordshonikidse

[Houdini 1.5a w32 (5s)]

1978

(Diagramm 1485)



1-0

1486


□ Player A

■ Player B

Moskau

[Houdini 1.5a w32 (5s)]

1940



0-1

1487

□ Player A


■ Player B

Hamburg

[Houdini 1.5a w32 (5s)]

1975

(Diagramm 1487)



1-0

1488


□ Player A

■ Player B

Warschau

1927

[Houdini 1.5a w32 (5s)]



1-0

1489

□ Player A

■ Player B


Wroclaw

1979

[Houdini 1.5a w32 (5s)]

(Diagramm 1489)

0-1



1490


□ Player A

■ Player B

Omsk

1973

[Houdini 1.5a w32 (5s)]



1-0

1491

□ Player A

■ Player B


Venedig

1950

[Houdini 1.5a w32 (5s)]

(Diagramm 1491)

0-1



1492


□ **Player A**

■ **Player B**

London

[Houdini 1.5a w32 (5s)]

1946



1-0

1493

□ **Player A**

■ **Player B**


Tiblissi

[Houdini 1.5a w32 (5s)]

1979

(Diagramm 1493)

0-1



1494


□ **Player A**

■ **Player B**

Vilnius

[Houdini 1.5a w32 (5s)]

1957



1-0

1495

□ **Player A**

■ **Player B**


Simultanpartie

[Houdini 1.5a w32 (5s)]

1935

(Diagramm 1495)

0-1



1496


□ Player A

■ Player B

Fernpartie

[Houdini 1.5a w32 (5s)]

1960



0-1

1497

□ Player A

■ Player B


Paris

[Houdini 1.5a w32 (5s)]

1900

(Diagramm 1497)

1-0



1498


□ Player A

■ Player B

Nowosibirsk

[Houdini 1.5a w32 (5s)]

1976



1-0

1499

□ Player A

■ Player B


Chicago

[Houdini 1.5a w32 (5s)]

1963

(Diagramm 1499)

1-0



1500


□ Player A

■ Player B

Moskau

1951

[Houdini 1.5a w32 (5s)]



0-1